

# The Annual Quality Assurance Report (AQAR) of the IQAC 2016 - 2017

## Part – A

### 1. Details of the Institution

1.1 Name of the Institution

NEHRU ARTS AND SCIENCE COLLEGE

1.2 Address Line 1

NEHRU GARDENS

Address Line 2

THIRUMALAYAMPALAYAM

City/Town

COIMBATORE

State

TAMILNADU

Pin Code

641 105

Institution e-mail address

[nascprincipal@nehrucolleges.com](mailto:nascprincipal@nehrucolleges.com)

Contact Number.

0422 2623055

Name of the Head of the Institution:

Dr. B. ANIRUDHAN

Tel. No. with STD Code:

0422 2623055

Mobile:

0 90039 36356

Name of the IQAC Co-ordinator:

S. SAVITHA

Mobile:

89404 36322

IQAC e-mail address:

[nasciqac@gmail.com](mailto:nasciqac@gmail.com)

1.3 NAAC Track ID (For ex. MHC OGN 18879)

TNCOGN13780

1.4 NAAC Executive Committee No. & Date:

(For Example EC/32/A&A/143 dated 3-5-2004.

This EC no. is available in the right corner- bottom of your institution's Accreditation Certificate)

EC(SC)/02/RAR/104 dated 10.07.2014

1.5 Website address:

[www.nehrucolleges.net](http://www.nehrucolleges.net)

Web-link of the AQAR:

[www.nehrucolleges.net/naac/nascaqar16-17.pdf](http://www.nehrucolleges.net/naac/nascaqar16-17.pdf)

For ex. <http://www.ladykeanecollege.edu.in/AQAR2012-13.doc>

1.6 Accreditation Details

Sl. No.	Cycle	Grade	CGPA	Year of Accreditation	Validity Period
1	1st Cycle	B	2.75	2009	Feb 2014
2	2nd Cycle	A	3.10	2014	July 2019

1.7 Date of Establishment of IQAC :

DD/MM/YYYY

10.03.2008

1.8 AQAR for the year (for example 2010-11)

2016 - 2017

1.9 Details of the previous year's AQAR submitted to NAAC after the latest Assessment and Accreditation by NAAC ((for example AQAR 2010-11 submitted to NAAC on 12-10-2011)

- i. AQAR 2009 - 10 submitted to NAAC on 06.06.2010
- ii. AQAR 2010 - 11 submitted to NAAC on 22.06.2011
- iii. AQAR 2011- 12 submitted to NAAC on 29.09.2012
- iv. AQAR 2012- 13 submitted to NAAC on 18.06.2013
- v. AQAR 2014 -15 submitted to NAAC on 31.07.2015
- vi. AQAR 2015-16 submitted to NAAC on 06.08.2016

1.10 Institutional Status

University

State

Central

Deemed

Private

Affiliated College Yes  No

Constituent College Yes  No

Autonomous College of UGC Yes  No

Regulatory Agency Approved Institution Yes  No

(eg. AICTE, BCI, MCI, PCI, NCI)

Type of Institution Co-education  Men  Women

Urban  Rural  Tribal

Financial Status Grant-in-aid  UGC 2(f)  UGC 12B

Grant-in-aid + Self Financing  Totally Self-financing

1.11 Type of Faculty/Programme

Arts  Science  Commerce  Law  PEI (PhysEdu)

TEI (Edu)  Engineering  Health Science  Management

Others (Specify)

1.12 Name of the Affiliating University (for the Colleges)

1.13 Special status conferred by Central/ State Government-- UGC/CSIR/DST/DBT/ICMR etc

Autonomy by State/Central Govt. / University

University with Potential for Excellence  UGC-CPE

DST Star Scheme  UGC-CE

UGC-Special Assistance Programme  DST-FIST

UGC-Innovative PG programmes  Any other (*Specify*)

UGC-COP Programmes

## **2. IQAC Composition and Activities**

2.1 No. of Teachers

2.2 No. of Administrative/Technical staff

2.3 No. of Students

2.4 No. of Management Representatives

2.5 No. of Alumni

2.6 No. of any other stakeholder and  
community representatives

2.7 No. of Employers/ Industrialists

2.8 No. of other External Experts

2.9 Total No. of members

2.10 No. of IQAC meetings held

2.11 No. of meetings with various stakeholders: Faculty  Non-Teaching Staff

Students  Alumni  Others

2.12 Has IQAC received any funding from UGC during the year? Yes  No

If yes, mention the amount

2.13 Seminars and Conferences (only quality related)

(i) No. of Seminars / Conferences / Workshops / Symposia organized by the IQAC

Total Nos.  International  National  State  Institution Level

(ii) Themes

Lab Attenders Orientation, Workshop on “DigiGaon”, Orientation on Autonomy, Staff expertise on “Electromagnetic Radiation”, “Public Speaking Skills”, “Life Skills”, “Biometrics”, “Using Citations in Research”, FDP on “Autonomy and OBE”

#### 2.14 Significant Activities and contributions made by IQAC

- Coordinated the Expert Committee Visit for conferment of Fresh Autonomous Status
- Initiated for an International Conference held at Malaysia on 29.11.2016 & 30.11.2016
- Recommended for Workshops & FDPs based on Autonomy and Outcome Based Education
- Coordinated and Motivated Students through “Best Performer of the Month” Award for the year 2016
- “Students Innovative Projects”, “Student Incubation Centre” were monitored to promote research culture among students.
- University Rank Holders were felicitated with Cash Awards and Mementoes
- Feedback on Teachers given by Students was collected online and analyzed
- Rated the Teachers based on the Annual performance appraisal collected from them.
- Coordinated Online Examination conducted by Government of India
- Coordinating “ Amutha Surabhi scheme” - 3 meals every day for the selected needy people since 2013
- Coordinated “ Shri P K Das Memorial Best Faculty Award & Life Time Achievement Award 2016” and “Shri P K Das Best Teacher Award”
- Initiated Group Learning Method (GLM) and Toppers Talk Forum for the students of different streams to work together and exchange their ideas, for Interdisciplinary Projects.

#### 2.15 Plan of Action by IQAC/Outcome

The plan of action chalked out by the IQAC in the beginning of the year towards quality enhancement and the outcome achieved by the end of the year \*

Plan of Action	Achievements
Conferment of Autonomous Status	Organised Mock Visit for Autonomy on 06.05.2017 Expert Committee Visit was on 11.05.2017 & 12.05.2017. The College got Autonomous Status on 08.06.2017

Orientation to Staff on Autonomy and its process	Organised a Seminar on College Autonomy on 21.04.2017 FDP on Autonomy and OBE from 23.05.2017 to 27.05.2017
Staff Expertise	“Electromagnetic Radiation” on 20.06.2016 , “Public Speaking Skills” on 30.08.2016, “Life Skills” on 24.09.2016, “Biometrics” on 07.01.2017, “Using Citations in Research” on 22.03.2017
Motivating the Best Performer among the students.	Award for Best Performer of the Month in the First Assembly of the month
Intellectual Forum	Enhance and encourage the skill of the Students
Institutional Social Responsibility	Coordinating Nehru Amudha Surabhi since 2013
Students Innovative Project	The Students exhibited their innovations in the project presentation conducted in the odd semester of every year
Toppers Talk	Students of different streams work together and exchange their ideas
Group Learning Method	To improve their learning skills and team spirit

*\* Attach the Academic Calendar of the year as Annexure.*

2.15 Whether the AQAR was placed in statutory body      Yes       No   
Management       Syndicate       Any other body

Provide the details of the action taken

AQAR was prepared and Submitted to the Management for perusal

**Criterion – I****1. Curricular Aspects**

## 1.1 Details about Academic Programmes

Level of the Programme	Number of existing Programmes	Number of programmes added during the year	Number of self-financing programmes	Number of value added / Career Oriented programmes
Ph. D.	10	04	10	-
PG	11	-	11	-
UG	24	02	24	05
PG Diploma	-	-	-	-
Advanced Diploma	-	-	-	-
Diploma	-	-	-	-
Certificate	-	-	-	-
Others (M. Phil)	10	02	10	-
Total	49	08	49	05
Interdisciplinary	-	-	-	-
Innovative	-	-	-	-

## 1.2 (i) Flexibility of the Curriculum: CBCS/Core/Elective option / Open options

## (ii) Pattern of programmes:

Pattern	Number of Programmes
Semester	33
Trimester	-
Annual	16

1.3 Feedback from stakeholders*	Alumni	<input checked="" type="checkbox"/>	Parents	<input checked="" type="checkbox"/>
	Employers	<input checked="" type="checkbox"/>	Students	<input checked="" type="checkbox"/>
	<i>(On all aspects)</i>			
Mode of feedback :	Online	<input checked="" type="checkbox"/>	Manual	<input checked="" type="checkbox"/>
	Co-operating schools (for PEI)			<input type="checkbox"/>

**\*An analysis of the feedback in the Annexure III, IV, V, VI & VII.**

1.4 Whether there is any revision/update of regulation or syllabi, if yes, mention their salient aspects.

Yes. The College conducts Academic Peer Meet and obtains the suggestions from Alumni, Students, Industrialists and Subject Experts during Academic Peer Meet. They are consolidated and represented by the BoS Members of our College to the University for Consideration. The University had revised the Syllabi of Biochemistry with Nanotechnology, Business Administration, Catering Science and Hotel Management, Computer Applications, Computer Science, Information Technology and Social Work.

1.5 Any new Department / Centre introduced during the year. If yes, give details.

Eight New Programmes were introduced

1. B. Sc. Mathematics with Computer Applications
2. B. Sc., Biochemistry with Nanotechnology
3. M. Phil. in Hindi
4. M. Phil. in English
5. Ph. D. in Computer Science
6. Ph. D. in Management
7. Ph. D. in English
8. Ph. D. Hindi

## Criterion – II

### 2. Teaching, Learning and Evaluation

2.1 Total No. of permanent faculty

Total	Asst. Professors	Associate Professors	Professors	Others
196	163	31	01	01

2.2 No. of permanent faculty with Ph.D.

52

2.3 No. of Faculty Positions Recruited (R) and Vacant (V) during the year

Asst. Professors		Associate Professors		Professors		Others		Total	
R	V	R	V	R	V	R	V	R	V
163	-	31	-	01	-	01	-	196	-

2.4 No. of Guest and Visiting faculty and Temporary faculty

01 (Yoga)



2.5 Faculty participation in conferences and symposia:

No. of Faculty	International level	National level	State level
Attended	5	15	-
Presented	102	23	-
Resource Persons	03	01	16

2.6 Innovative processes adopted by the institution in Teaching and Learning:

NPTEL resources, Students Innovative Projects, Learning Ladder, Group Learning Methodology, Technology Enabled Teaching , Activity Based Learning, Blended Learning, Micro Teaching and FDP to improve the skills of the Teachers.

2.7 Total No. of actual teaching days during this academic year

180

2.8 Examination/ Evaluation Reforms initiated by the Institution (for example: Open Book Examination, Bar Coding, Double Valuation, Photocopy, Online Multiple Choice Questions)

Online Unit Test, Online Assignments & Model Arrear Examination

2.9 No. of faculty members involved in curriculum Restructuring / revision / syllabus development as member of Board of Study / Faculty / Curriculum Development workshop

8

-

-

2.10 Average percentage of attendance of students

89%

2.11 Course / Programme wise distribution of pass percentage :

Title of the Programme	Total no. of students appeared	Division				
		Distinction %	I %	II %	III %	Pass %
B. Sc. Biotechnology	62	47	44	03	Nil	94
BBA (CA)	47	11	9	34	32	86
BBA (IB)	63	08	56	21	6	91
BBA (RM)	28	04	46	25	14	89
B. Sc. CS & HM	36	03	25	11	11	50
B. Com (PA)	82	09	28	34	11	82
B. Com (CA)	69	07	55	29	03	94

Title of the Programme	Total no. of students appeared	Division				
		Distinction %	I %	II %	III %	Pass %
B. Com (IT)	37	Nil	24	41	27	92
BCA	82	32	39	11	6	88
B. Sc. CS	100	32	63	Nil	Nil	95
B. Sc.CDF	26	15	73	12	Nil	100
B. Sc.ECS	52	8	71	15	Nil	94
B. Sc.IT	48	13	56	19	Nil	88
B. Sc. Microbiology	57	23	56	14	4	97
B. Sc. Microbiology with Nanotechnology	61	23	54	12	5	94
B. Sc. Viscom	57	11	60	12	11	93
M. Sc. Biotechnology	17	88	12	Nil	Nil	100
M. Sc. CS	13	85	15	Nil	Nil	100
M. Sc. Electronics Media	04	25	75	Nil	Nil	100
M. Sc. ECS	16	94	6	Nil	Nil	100
M. Sc. Microbiology	23	57	39	Nil	Nil	96
MSW	31	42	48	10	Nil	100
M. Com. FC	31	26	61	7	Nil	94
M. A. English	3	Nil	33	Nil	Nil	33

#### 2.12 How does IQAC Contribute/Monitor/Evaluate the Teaching & Learning processes:

- Fortnight Evaluation of New Staff
- Monitoring of Subject File & Portion Completion through Staff Academic Council
- Periodical Meetings with Student Academic Council
- Feedback about Teachers from Students
- Supplementary Model Exams for the Students with Arrear.
- Obtaining feedback response from students, parents and other stakeholders on quality-related Institutional processes
- Social and holistic values amongst students through Students Innovative Projects.
- A session in FDP on Autonomy and its process

#### 2.13 Initiatives undertaken towards faculty development

<i>Faculty / Staff Development Programmes</i>	<i>Number of faculty benefitted</i>
Refresher courses	-
UGC – Faculty Improvement Programme	-
HRD programmes	-
Orientation programmes	-
Faculty exchange programme	-
Staff training conducted by the university	-

Staff training conducted by other institutions	3
Summer / Winter schools, Workshops, etc.	24
Others (FDP in our College)	110

#### 2.14 Details of Administrative and Technical staff

Category	Number of Permanent Employees	Number of Vacant Positions	Number of permanent positions filled during the Year	Number of positions filled temporarily
Administrative Staff	23	-	12	-
Technical Staff	17	-	2	-

## Criterion – III

### 3. Research, Consultancy and Extension

#### 3.1 Initiatives of the IQAC in Sensitizing/Promoting Research Climate in the institution

- IQAC encouraged every department to submit project proposals to funding agencies.
- Conducted seminars to embrace the new approach in research culture.
- Initiated Student Innovative Project to boost the research spirit among the Students.
- Recommend for Review Meetings for Research Scholars – every 3 months for Full -Time and 6 months for Part-Time.
- Review of Articles from Journals is done by Members of Faculty every Fortnight.
- Recommends obtaining Seed Money from the Management.
- Motivates the Department to conduct National and International Events on par with emerging trends.

#### 3.2 Details regarding major projects

	Completed	Ongoing	Sanctioned	Submitted
Number	-	-	-	7
Outlay in Rs. Lakhs	-	-	-	1,11,71,000 (6 Projects) (DST- WoS-B) 36,20,000 (NMPB – New Delhi)

#### 3.3 Details regarding minor projects

	Completed	Ongoing	Sanctioned	Submitted
Number	-	-	5	-
Outlay in Rs. Lakhs	-	-	7,90,000	-

#### 3.4 Details on research publications

	International	National	Others
Peer Review Journals	34	7	-
Non-Peer Review Journals	NIL		
e-Journals	-	16	-
Conference proceedings	50	-	-

3.5 Details on Impact factor of publications:

Range  Average  h-index  Nos. in SCOPUS

3.6 Research funds sanctioned and received from various funding agencies, industry and other organisations

Nature of the Project	Duration Year	Name of the funding Agency	Total grant sanctioned	Received
Major projects	-	-	-	-
Minor Projects	1 Year	UGC	7,90,000	5,55,000
Interdisciplinary Projects	-	-	-	-
Industry sponsored	-	-	-	-
Projects sponsored by the University/ College	1 Year (2 Projects)	Management	20,000	20,000
Students research projects <i>(other than compulsory by the University)</i>	3 Months	TNSCST, Chennai	10,000	10,000
<b>Any other(Specify)</b>				
Lecture Workshop	2 Days	Indian Academy of Science, Bangalore	1,68,500	1,26,400
Entrepreneurship Awareness Camp	3 Days (2 Camps)	EDII- Gujarat	40,000	28,000
Entrepreneurship Awareness Camp	3 Days	EDII- Ahmadabad	60,000	30,000
Total			10,88,500	7,69,400

3.7 No. of books published i) With ISBN No.  Chapters in Edited Books

ii) Without ISBN No.

3.8 No. of University Departments receiving funds from

UGC-SAP  CAS  DST-FIST   
DPE  DBT Scheme/funds

3.9 For colleges Autonomy  CPE  DBT Star Scheme   
INSPIRE  CE  Any Other (specify)

3.10 Revenue generated through consultancy Rs. 1, 42,224.00

3.11 No. of conferences organized by the Institution	Level	International	National	State	University	College
	Number	2	2	-	-	-
	Sponsoring agencies	-	-	-	-	-

3.12 No. of faculty served as experts, chairpersons or resource persons 13

3.13 No. of collaborations                      International 1                      National -                      Any other -

3.14 No. of linkages created during this year -

3.15 Total budget for research for current year in lakhs :

From Funding agency Rs. 4,66,900 From Management of University/College Rs. 20,000

Total Rs. 4,86,900

3.16 No. of patents received this year

Type of Patent		Number
National	Applied	-
	Granted	-
International	Applied	-
	Granted	-
Commercialised	Applied	-
	Granted	-

3.17 No. of research awards/ recognitions received by faculty and research fellows  
Of the institute in the year

Total	International	National	State	University	Dist	College
-						

3.18 No. of faculty from the Institution 18  
who are Ph. D. Guides  
and students registered under them 19

3.19 No. of Ph.D. awarded by faculty from the Institution 3

3.20 No. of Research scholars receiving the Fellowships (Newly enrolled + existing ones)

JRF  SRF  Project Fellows  Any other

3.21 No. of students Participated in NSS events:

University level  State level   
National level  International level

3.22 No. of students participated in NCC events:

University level  State level   
National level  International level

3.23 No. of Awards won in NSS:

University level  State level   
National level  International level

3.24 No. of Awards won in NCC:

University level  State level   
National level  International level

3.25 No. of Extension activities organized

University forum  College forum   
NCC  NSS  Any other

3.26 Major Activities during the year in the sphere of extension activities and Institutional Social Responsibility

- Seminar on “Impact of Digitalization “
- Awareness Programme on Cashless Campus
- Workshop on “Digi Gaon” for Digital Literacy and Cashless Economy
- Nehru Amutha Surabhi (3 time meals for needy)
- World Population Day Awareness Programme
- Youth Awakening Day

- Renovation of Kurichi Lake, Coimbatore
- Blood Donation Camp
- Home Visit
- Mission Clean City
- Awareness about Pradhan Mantri Jan-Dhan Yojana
- Awareness on Swachh Bharat
- Free Hand Embroidery Workshop
- Workshop on Effective Usage of Social Media
- Computer Awareness Program
- Awareness on Chikun Guniya



## Criterion – IV

### 4. Infrastructure and Learning Resources

#### 4.1 Details of increase in infrastructure facilities:

Facilities	Existing	Newly created	Source of Fund	Total
Campus area	60,702.8 Sq. mts	-	Management	60,702.8 Sq. mts
Class rooms	81	13		94
Laboratories	30	-		30
Seminar Halls	2	-		2
No. of important equipments purchased ( $\geq$ 1-0 lakh) during the current year.	-	1		1
Value of the equipment purchased during the year (Rs. in Lakhs)	-	1,89,000		1,89,000
Others				
Board Rooms	2			2
Auditorium	1			1
Play Ground	3			3
Theatre	1	-		1
Gymnasium	1		1	
Solar Power Generation	4		4	
Spicy Village – Multicuisine Restaurant	1		1	
Arabian Food Court	1		1	
Fresh Juice Shop	1		1	

#### 4.2 Computerization of administration and library

- OPAC in Library and Digital library
- N-list Access, EBSCO, NPTEL resources
- 110 systems to access on-line resources and databases
- ERP for Students and Staff
- 3 Biometrics for Staff

#### 4.3 Library services:

	Existing		Newly added		Total	
	No.	Value	No.	Value	No.	Value
Text Books	34,768	11,107,574	1810	552814	36578	11660388
Reference Books	1,801	1,308,812	45	35647	1846	1344359
e-Books	250	Free Downloads	100	Free Downloads	350	Free Downloads
Journals	134	196,463	02	9066	136	205529

e-Journals	02	5,000	01	5790	03	10790
Digital Database	03	375,767	01	593786	04	969553
CD & Video	2,127	57,712	93	47783	2220	105495
Others (specify)	-	-	E- Library 15 Systems	461475	15	461475
	Newspapers 12	60000	-	-	12	60000

#### 4.4 Technology up gradation (overall)

	Total Computers	Computer Labs	Internet	Browsing Centres	Computer Centres	Office	Departments	Others (Smart Board)
Existing	658	11	(LL: 6 MBPS) (VPN: 10 MBPS)	-	-	02	68	2
Added	21	-	-	-	-	-	-	5
Total	679	11	(LL: 6 MBPS) (VPN: 10 MBPS)	-	-	02	68	7

#### 4.5 Computer, Internet access, training to teachers and students and any other programme for technology upgradation (Networking, e-Governance etc.)

- Organised National Seminar on “Business Innovation through Advanced Information Technology on 12.07.2016
- International Seminar on “Trends in Open Source Software and Big Data” on 26.08.2016
- International Conference on “ Interdisciplinary Research Innovations in Computer Science, Biosciences and Electronics on 29.11.2016 & 30.11.2016
- Two Day Workshop on “DigiGaon” on 22.03.2017 & 23.03.2017
- College has been selected as the Nodal Centre for Spoken tutorials

4.6 Amount spent on maintenance in lakhs :

i) ICT	21.39
ii) Campus Infrastructure and facilities	94.02
iii) Equipments	19.14
iv) Others	1.30
<b>Total :</b>	<b>135.85</b>

## Criterion – V

### 5. Student Support and Progression

#### 5.1 Contribution of IQAC in enhancing awareness about Student Support Services

- Personal interview with every First year Student during admission.
- Orientation to First years about the College rules and regulations and support services available in the College
- Meeting of Fast Learners with Principal every Semester.
- Practice through Model Supplementary Exams for Late Bloomers.
- Student Academic Council Meeting.
- Student Cabinet meetings.
- Value Education in Friday Assembly through the Motivational Videos, Flash Mobs, Miming, Sharing Experience by the students –to blend with moral value and virtues of life.
- Motivating the Best Performer through Performer of the Month Award
- Sessions for Aptitude Test and other Competitive Exams

#### 5.2 Efforts made by the institution for tracking the progression

- College Academic Council monitors the Teaching Learning Mechanism.
- Learning Ladder helps to reveal the academic status of the Students
- Semester wise Feedback on Teachers by Students
- Oral feedback from students to the Heads of the Department
- Feedback from various stakeholders.
- Presentation of activities of the Departments every Semester. (Department Profiling)
- Analysis of Internal Exams
- Analysis of the University results every Semester

5.3 (a) Total Number of students

3786

(b) No. of students outside the state

2296

(c) No. of International students

22

No	%
2131	56

 Men

No	%
1655	44

 Women

Last Year						This Year					
General	SC	ST	OBC	Physically Challenged	Total	General	SC	ST	OBC	Physically Challenged	Total
1481	107	05	1801	-	3394	1368	118	1	2299	-	3786

Demand ratio= 1.5:1

Dropout % = 1%

#### 5.4 Details of student support mechanism for coaching for competitive examinations (If any)

Coaching given for ICWA, ACS, CA, Civil Service through Nehru IAS Academy.

No. of students beneficiaries

24

#### 5.5 No. of students qualified in these examinations

NET	1	SET/SLET	-	GATE	-	CAT	-
IAS/IPS etc	-	State PSC	-	UPSC	-	Others(ACS)	7

#### 5.6 Details of student counselling and career guidance

- Separate Guidance and Counseling Centre.
- Students who are at the risk of drop out, behavioural problems are identified and required support is given.
- Two Counseling Programs were organized for the Students.
- Career Guidance was given to Students by Industrial Experts.
- Placement Coordinator for every Department to carry out Career Counseling.

No. of students benefitted

21

#### 5.7 Details of campus placement

<i>On campus</i>			<i>Off Campus</i>
Number of Organizations Visited	Number of Students Participated	Number of Students Placed	Number of Students Placed
49	520	330	42

#### 5.8 Details of gender sensitization programmes

Guest Lecture on “Role of Women in Today’s Scenario” on 12.08.2016 for Women Students.

Seminar on “Managing work place stress and emotional imbalances” on 28.01.2017 for Women Faculty

## 5.9 Students Activities

### 5.9.1 No. of students participated in Sports, Games and other events

State / University level  National level  International level

### No. of students participated in cultural events

State / University level  National level  International level

### 5.9.2 No. of medals /awards won by students in Sports, Games and other events

Sports : State / University level  National level  International level

Cultural: State / University level  National level  International level

## 5.10 Scholarships and Financial Support

	Number of students	Amount
Financial support from institution	112	11,44,750
Financial support from government	29	2,32,390
Financial support from other sources	-	-
Number of students who received International/ National recognitions	-	-

### 5.11 Student organised / initiatives

Fairs : State/ University level  National level  International level

Exhibition: State/ University level  National level  International level

### 5.12 No. of social initiatives undertaken by the students

- World Population Day Awareness Programme
- Youth Awakening Day
- Renovation of Kurichi Lake, Coimbatore
- Blood Donation Camp
- Home Visit
- Mission Clean City
- Mission Clean Campus

- Awareness about Pradhan Mantri Jan - Dhan Yojana
- Free Hand Embroidery Workshop
- Workshop on Effective Usage of Social Media
- Computer Awareness Program
- Awareness on Chikun Guniya

5.13 Major grievances of students (if any) redressed: Nil

## Criterion – VI

### 6. Governance, Leadership and Management

6.1 State the Vision and Mission of the institution

Our **Vision** is “to mould the character, shape the career, perfect the behavior and excel in educating the younger generations of today for tomorrow”.

Our **Mission** is “to offer innovative and socially relevant job-oriented courses with a view to enhance the employment prospects of the learners. In carrying out the educational mission, we endeavor to upgrade the *Knowledge, Skill* and *Behavior* of the students, striving hard towards *excellence* in all spheres of our activities”.

6.2 Does the Institution has a Management Information System

Yes

6.3 Quality improvement strategies adopted by the institution for each of the following:

6.3.1 Curriculum Development

- International Level Seminars and conferences were organized to update the recent trends in the specific domain which can be incorporated during curriculum development.
- Our Teacher representatives took part in the Board of Studies meeting of the University and involved in curriculum development.
- Value added Programmes were offered through Industry Institute linkages on par with Industrial requirements.
- Initiatives for Outcome Based Education were taken to be implemented after Conferment of Autonomy.

6.3.2 Teaching and Learning

Smart Classrooms, Toppers Talk, e-Blogs, E-Learning, Project Presentation, Group Learning Method (GLM), Learning Ladder, Question Bank, Experiential Learning through Hands-on-Training, Workshops and Industrial Visits.

### 6.3.3 Examination and Evaluation

- Online Unit Tests and Unit Assignments.
- Supplementary Model exams and Additional tests for Slow Learners.
- Centralized Valuation of Internal Answer Scripts.

### 6.3.4 Research and Development

- 5 UGC Minor Projects and 2 TNSCST Student Project Fund were sanctioned.
- Patent was granted to Faculty for Product Isolation and Characterization
- Lecture Workshop Fund sanctioned by Indian Academy of Science, Bangalore.
- A Major Project is shortlisted by National Medicinal Plant Board, New Delhi.
- Eminent researchers are invited as resource persons for seminars and conferences
- Teachers and Students are motivated to take up research projects and publish papers / books / chapters.
- Totally there are 09 Research and Production units to promote Research culture among Teachers and Students.
- Consultancy Services & Seed Money for In-house Projects
- 3 Books were published by Faculty.

### 6.3.5 Library, ICT and physical infrastructure / instrumentation

- Best Library User Award for Students.
- Review of Articles from Journals is done by Members of Faculty every Fortnight.
- Orientation for the first year students about Library usage.
- ICT Teaching & Learning is encouraged and monitored through Academic Council.
- Full-fledged Labs for imparting Technical Education.
- Inventory Audit , External and Internal Academic Audit is done to ensure Quality.

### 6.3.6 Human Resource Management

- Well Structured Policy for recruitment and upward mobility.
- Monitoring, planning and assessing human resources requirements through effective mechanism.
- Delegation of Authority is in practice.
- Staff Expertise, Faculty Development Programmes, Refresher Programmes, Inter Departmental Activities for Optimal Knowledge Resource Management.



### 6.3.7 Faculty and Staff recruitment

Recruitments are made as per the guidelines provided by the University

### 6.3.8 Industry Interaction / Collaboration

- Nehru Corporate Placement & Industrial Relations (NCP & IR) brings reputed industries and MNCs for placement.
- International Collaboration : MoU with Malaysian University of Science and Technology, Malaysia, Middle East Association of Computer Science and Engineering, Dubai, UAE & Anyang Institute of Technology, Henan Sheng, China.
- MoU to conduct Add-on programmes
- Experts from Industries are invited for deliberations and to get awareness on recent trends and requirements
- Industrial Visit is mandatory for all Departments.

### 6.3.9 Admission of Students

- The College has 25 Admission Centers across Tamilnadu and Kerala
- The Government Reservation Policy is strictly adhered.
- Admission of the Students are confirmed after the final one-one interview with Principal
- Various strategies including brochure distribution, websites, newspaper, TV, FM Radio, Career guidance, Outreach program etc. are implemented for the admission

### 6.4 Welfare schemes for

Teaching	<ul style="list-style-type: none"><li>• Loan through Staff Welfare Fund</li><li>• Concession in Tuition Fee for Faculty undergoing Research in Our College</li><li>• Increment on Completion of Ph. D.</li><li>• Special Leave on Significant Occasions.</li><li>• Medical Leave</li></ul>
Teaching & Non teaching	<ul style="list-style-type: none"><li>• PK Das Memorial Hospital – Medical checkup</li><li>• Concession in Tuition Fee for wards of our Staff Members</li><li>• Subsidized transport</li><li>• Staff Tour</li><li>• Group Insurance</li><li>• Free Wi-Fi Connectivity</li></ul>

Students	<ul style="list-style-type: none"> <li>• Nehru Vigyan Scholarship</li> <li>• Scholarship in Sports Quota</li> <li>• Endowment awards</li> <li>• Poor &amp; Benevolent fund</li> <li>• Free Transport</li> <li>• Insurance for Students and Parents</li> <li>• Recommendations for Scholarship from other agencies</li> <li>• Blood Bank</li> </ul>
----------	--

6.5 Total corpus fund generated

6.6 Whether annual financial audit has been done  Yes  No

6.7 Whether Academic and Administrative Audit (AAA) has been done?

Audit Type	External		Internal	
	Yes/No	Agency	Yes/No	Authority
Academic	Yes	Subject Experts from Other Colleges	Yes	Academic Council
Administrative	Yes	NGI Experts	Yes	Administrative Officer

6.8 Does the University/ Autonomous College declare results within 30 days?

For UG Programmes Yes  No

For PG Programmes Yes  No

6.9 What efforts are made by the University / Autonomous College for Examination Reforms?

No reforms in this academic year.

6.10 What efforts are made by the University to promote autonomy in the affiliated/constituent colleges?

The University has supported our College during UGC Expert Committee Visit for the Conferment of Fresh Autonomous Status in May, 2017

#### 6.11 Activities and support from the Alumni Association

- Alumni participated in UGC Expert Committee Visit for the Conferment of Fresh Autonomous Status during May, 2017 and supported our College.
- Car Parking Shed was contributed by the Alumni
- Alumni Invited Talks was organized by all departments
- Members in BoS and IQAC
- Providing support for admissions
- Support for Placement
- Registered Alumni Association

#### 6.12 Activities and support from the Parent – Teacher Association

- Parents participated in UGC Expert Committee Visit for the Fresh Conferment of Autonomous Status during May, 2017 and supported our College.
- Annual Parent meeting is conducted. In addition, Executive Members Meeting is conducted as and when needed. Recommendations and Grievances if any are addressed.
- PTA Presidents and Executive members are invited for various events of the College which enables them to know the functioning of the College.

#### 6.13 Development programmes for support staff

- 5-7 day orientation program during each Semester
- Suggestions and requirements are considered and rectified.
- Encourage to pursue higher studies

#### 6.14 Initiatives taken by the institution to make the campus eco-friendly

- Certified with ISO 14001:2004
- Waste Management through Biogas
- Eco-Audit under the Green Campus Mission
- Clean Campus Mission is active
- Vermicompost Bricks to cater the needs of our Organic Farming
- Rain water harvesting
- Solar Lights are in use
- Eco friendly initiatives are strengthened through planting more saplings regularly
- Awareness program on World Population Day, Youth Awakening Day

## Criterion – VII

### 7. Innovations and Best Practices

7.1 Innovations introduced during this academic year which have created a positive impact on the functioning of the institution. Give details.

- Tie up with the International Educational Institutions for Staff exchange, Student Exchange, to conduct collaborative Workshops, Seminars and Joint Research Projects on thrust areas.
- Creative Corner and Campus Writers motivated students to sharpen their creative skills.
- FDP on Capacity Building and Web Technology to upgrade with the global standards
- Rural Development Programmes by NSS (4 Camps)
- Wall Painting with messages to create Social Awareness
- Achievable Targets of Students are maintained to track the progress of each student.
- Education Blogs of all Faculties to incorporate latest trends in Teaching and Learning.
- Question Banks for all Subjects were prepared by Faculty for proper revision
- Faculty and Students are motivated to pursue MOOC.

7.2 Provide the Action Taken Report (ATR) based on the plan of action decided upon at the beginning of the year

- UGC Expert Committee Visited our College for the Conferment of Fresh Autonomous Status during May, 2017.
- Staff Expertise to share the expertise of Faculty on specific domain to their Fraternity.
- Signed MoU with the International Educational Institutions
- Organized International Conference in Malaysia.
- Community Welfare Programme through NSS was organized.
- 7 Class rooms were upgraded with Smart Boards.
- 3 new UG programmes, B. Sc Biochemistry with Nanotechnology, B. Sc Mathematics with Computer Application & B. Com e-Commerce are introduced
- Feedback of Teachers were collected through Online from Students
- FDP on “Autonomy and Outcome Based Education” was organized.

7.3 Give two Best Practices of the Institution (*please see the format in the NAAC Self-study Manuals*)

- 1. Placement Training and Skill Development**
- 2. Value Education through Daily and Weekly Assembly**

### **BEST PRACTICE – 1**

**Title of the Practice:** **Placement Training and Skill Development**

#### **Goal**

The objective of Placement Training and Skill Development is to provide students with knowledge, skill and aptitude, fulfilling the Manpower requirements of the Industry and choosing their right career.

#### **The Context**

Our College has a separate Placement Cell - **Nehru Corporate Placement & Industrial Relation (NCP & IR)** which enhances the employability of the students by conducting specialized training in various skills like Aptitude, Verbal, Group Discussion and Mock Interview. NCP & IR operates year round to facilitate contacts between companies and students.

#### **The Practice**

The schedule for the Placement Training is preplanned and it is being offered to all the Students. The training schedule is circulated in advance and made the students prepare themselves to attend the training without fail. The programme segregates into Communication Skills, Verbal Skills, Aptitude Practice and Soft Skills Training. Suggestions and Requisitions of the students are carried out without fail. The students Feedback on the Placement are also emphasizing the Excellence.

#### **Limitations**

To hone the Communication Skill among the students is really challenging in some case as their Linguistics inference differs with the medium of study. Special care is taken for those students who stumble in these areas.

#### **Evidence of Success**

Total number of offers received by the students during 2016- 17 is 676 offers from 49 different companies. Placement Record of recent past is the Evidence of Success with highest salary of Rs. 4, 44, 000/- per annum. Our College scrutinizes the quality output and ensures the employability of each student passing out from the Institution. Our Alumni are designated in different portfolios across India and abroad.

## **BEST PRACTICE – 2**

### **Title of the Practice: Value Education through Daily Prayer and Weekly Assembly**

#### **Goal**

Our College has the best and healthy practice of incorporating the Value Education to the Students along with imparting knowledge. The core skill development during their period of study equates with the quality of Higher Education. Our objective is to instill good manners, values, ethics and responsibilities among students, thereby inculcating responsible citizen.

#### **The Context**

The students share the experience when they extend support for the people, antidote which emphasized the moral through helping the needy and its outcomes with overwhelming joy & gratefulness. Students are being motivated through Thirukkural Recitation, Video Clippings as well. In addition, Importance of the day, Health Tips, Employment News are read. This juncture shades the colours of ethical values and humanity among the students.

#### **The Practice**

This has been in practice during Prayer and Assembly. The Value Education provided in the Assembly has great impact and it reflected in other areas too. This unique initiative is proved working when the students are transformed into an excellent professional with high degree of positive attitude and optimism to achieve their goals. Students are enthused to share their views with confidence in the Friday Assembly.

#### **Limitations**

The ethics and morals cannot be taught through theories and text; still it should be followed in all the stages of life. The students' emotional intelligence differs and inculcating these into practice would happen through gradual process. Since scaling outcomes is not feasible.

#### **Evidence of Success**

The percentage of student involvement in Curricular and Co-Curricular Activities increased with the motivation from the peer group. The massive impulse is revealed during the Chennai Flood Campaign, Dengue Fever Campaign, Save Jallikattu and Mission Clean City in Coimbatore. Voluntary participation of our students has been earmarked and appreciated by the Society. This practice crystallizes the holistic development of the students.

#### 7.4 Contribution to environmental awareness / protection

- Herbal Garden
- Organic Farming
- Mission Clean City (Government Hospitals, Railway Stations and District Collectorate, Coimbatore)
- Planting Saplings
- Cleaning of Kurichi Lake

7.5 Whether environmental audit was conducted? Yes  No

7.6 Any other relevant information the institution wishes to add. (for example SWOT Analysis)

➤ UGC Expert Committee has granted autonomous status to our College during the month of June 2017.

➤ SWOC Analysis

**Strengths**

- Futuristic and Supportive Management.
- Proactive Administration.
- Enriching Curricular and Co-curricular Activities.
- Student Centric Approach.
- Regular FDP.
- Value Added Programmes for all Students through Industry tie up.
- Separate cell for training and placement – Nehru Corporate Placement and Industrial Relations (NCP&IR)

**Weakness**

- Declining Demand for Certain Programmes.

**Opportunities**

- Pooling Research Oriented Faculty.
- Channelizing Research Support from External Sources.
- Develop Multi-disciplinary Research Departments.
- Linkage and Collaboration with other Institutions.
- Establishing Schools with Interdisciplinary Programmes.

**Challenges**


- Blending enriched full-fledged courses with Inter-disciplinary and Multi-disciplinary Academic Programmes.
- Establishing Training Centres for Professional and Competitive Examinations.

**8. Plans of Institution for next year**

1. International Conference in Thailand
2. MOOC for all Staff Members and Students.
3. CPE
4. Community College

Name S. Savitha

*S. Savitha*  
10/8/17  
Signature of the Coordinator, IQAC



Name Dr. B. Anirudhan

*Dr. B. Anirudhan*  
Signature of the Chairperson, IQAC

\*\*\*




NEHRU ARTS AND SCIENCE COLLEGE

INTERNAL QUALITY ASSURANCE CELL

YEAR PLANNER

2016 – 2017

S. No.	DATE	EVENT
1	11.06.2016	Staff Expertise
2	16.07.2016	Summer Project Presentation
3	30.07.2016	Staff Expertise
4	27.08.2016	Rank Holders Felicitation
5	15.10.2016	Feedback from Students
6	29.10.2016	Department Autonomy Presentation & Document Verification
7	30.12.2016	FDP
8	10.12.2016	Staff Expertise
9	24.12.2016	Department Autonomy Presentation
10	21.01.2017	Staff Expertise
11	22.02.2017	Feedback from Students
12	18.03.2017	Staff Expertise
13	02.04.2017	Document Verification in the departments
14	30.05.2017	FDP

  
01/04/2016  
IQAC CO-ORDINATOR  
(S. SAVITHA)

  
19 APR 2016  
PRINCIPAL



Academic Year Planner of the College

Day/Month	June	July	August	September	October	November	December	January	February	March	April	MAY
Monday												1
Tuesday			Workshop									2
Wednesday	1 Re - Opening day Ext. Act.		Workshop COMENIUS SEM.						1			3
Thursday	2 Ext. Act.		Unit Test-II (I-UG)	1 Workshop MICRO NAT. SEM					2			4
Friday	3 MSW - WORLD	1 Dept.Seminar	4 TALENTS DAY	2					3			5
Saturday	4	2 Unit Test-II	5	1 MSW - AWARENESS					4			6
Sunday	5	3	6	2 GANDEE JAYANTHI					5			7
Monday	6	4	7	3	1				6			8
Tuesday	7	5	8	4	2				7			9
Wednesday	8	6	9	5	3				8			10
Thursday	9	7	10	6	4				9			11
Friday	10	8	11	7	5				10			12
Saturday	11	9	12	8	6				11			13
Sunday	12	10	13	9	7				12			14
Monday	13	11	14	10	8				13			15
Tuesday	14	12	15	11	9				14			16
Wednesday	15	13	16	12	10				15			17
Thursday	16	14	17	13	11				16			18
Friday	17	15	18	14	12				17			19
Saturday	18	16	19	15	13				18			20
Sunday	19	17	20	16	14				19			21
Monday	20	18	21	17	15				20			22
Tuesday	21	19	22	18	16				21			23
Wednesday	22	20	23	19	17				22			24
Thursday	23	21	24	20	18				23			25
Friday	24	22	25	21	19				24			26
Saturday	25	23	26	22	20				25			27
Sunday	26	24	27	23	21				26			28
Monday	27	25	28	24	22				27			29
Tuesday	28	26	29	25	23				28			30
Wednesday	29	27	30	26	24				29			31
Thursday	30	28	29	27	25				30			
Friday		29	30	28	26				31			
Saturday		30	University Result	29	28				University Result			
Sunday		31	DEEPAVALI	30	29				RTA			
Monday				31	30							



NEHRU ARTS AND SCIENCE COLLEGE  
 REACCREDITED WITH "A" GRADE BY NAAC  
 ISO 9001 : 2008 & 14001 : 2004 CERTIFIED  
 RECOGNIZED BY UGC WITH 2(F) & 12(B) AND AFFILIATED TO  
 BHARATHIAR UNIVERSITY



**ANALYSIS OF ALUMNI FEEDBACK**

ACADEMIC YEAR 2016-17

Criteria	Alumni mater has academic ambience for producing high quality graduates	Progression of Institution is highly visible & appreciable	Faculty encouraged your hands on Competence	Present Undergraduates students needs Diversification	Objectives of the Graduation were attained
Rating Scale					
Strongly Agree	83	85	81	79	88
Agree	7	4	4	14	6
Neither Agree nor Disagree	6	6	9	4	6
Disagree	4	5	6	3	-
Strongly Disagree	-	-	-	-	-

ALUMNI COORDINATOR

P. GOBI



PRINCIPAL

1.3 FEB 2017

**NEHRU ARTS AND SCIENCE COLLEGE**

T.M.PALAYAM, COIMBATORE

**PARENTS FEEDBACK ABOUT THE INSTITUTION**

ACADEMIC YEAR 2016-2017

Criteria Rating scale	Academic Progression of the ward	Communication from the Department	Support Service of the institution	Overall development of the ward	Responding to Suggestions & Grievances
Excellent	37%	35%	22%	33%	22%
Very good	41%	25%	31%	23%	31%
Good	20%	37%	42%	36%	44%
Average	02%	03%	05%	08%	03%
Below Average	-	-	-	-	-

Note: Out of Total feedback received from 720 parents , 500 forms (filled in all columns) were taken for consolidation of the report.

*Soni*  
27/1/17  
PTA COORDINATOR



*[Signature]*  
PRINCIPAL  
27/1/17

NEHRU ARTS AND SCIENCE COLLEGE

(AUTONOMOUS)

REACCREDITED WITH "A" GRADE BY NAAC

ISO 9001 : 2008 & 14001 : 2004 CERTIFIED

RECOGNIZED BY UGC WITH 2(f) & 12(B) AND AFFILIATED TO BHARATHIAR UNIVERSITY

Nehru Gardens, Thirumalayampalayam, Coimbatore - 641 105, Tamil Nadu.

Analysis of Employers Feedback

Academic year 2016-17

Criteria Rating Scale	Quality of Work	Job Knowledge	Attitude	Attendance and Punctuality	Dependability and Team work
Excellent	70	70	77	70	77
V.Good	20	6	5	9	5
Good	7	14	4	7	18
Average	3	6	14	11	-
Below Average	-	4	-	3	-

  
Placement Convener  
[R.A. Ayyapparajan]

  
Principal  
19 JUL 2017



## NEHRU ARTS AND SCIENCE COLLEGE

Analysis of Exit Feedback from Graduating Students

Academic Year 2016 – 2017

Students Overall view about the College based on the following parameters

S. No	Department	Plan after the Degree		Experience in the Dept.	Personality Change	Expectations fulfilled	Rapport with Dept.	Service of Library & System	Social Atmosphere of the College	Add-on	Placement Training	Placement Drive
		Job	Higher Studies									
	<b>Percent Rating</b>			Positive	Positive	Positive	Positive	Positive	Positive	Positive	Positive	Positive
1	BBA (CA)	42	58	81	74	61	81	77	65	23	81	42
2	BBA (IB)	41	59	72	56	51	54	79	79	18	70	36
3	BBA (RM)	33	67	83	56	39	61	56	56	56	89	17
4	Biotechnology	77	23	74	49	33	85	69	79	46	56	69
5	CSHM	91	9	100	85	70	79	67	58	NS	88	67
6	Commerce (CA)	22	78	78	51	59	68	54	54	62	70	73
7	Commerce (PA)	27	73	95	70	63	63	73	88	75	80	46
8	Commerce (IT)	50	50	75	60	40	55	60	30	65	70	55
9	M. Com. (FC)	93	7	100	93	85	89	96	85	56	85	96
10	Computer Application	35	65	58	26	35	35	47	59	NS	76	70
11	Computer Science	40	60	71	44	33	46	56	69	NS	81	69
12	CDF	63	37	84	95	37	42	58	84	58	47	58
13	English	100	-	100	67	100	100	100	100	NS	67	100
14	ECS	59	41	76	39	29	33	73	98	90	92	75
15	Information Technology	49	51	74	65	88	93	88	60	NS	95	40

S. No	Department	Plan after the Degree		Experience in the Dept.	Personality Change	Expectations fulfilled	Rapport with Dept.	Service of Library & System	Social Atmosphere of the College	Add-on	Placement Training	Placement Drive
		Job	Higher Studies									
	<b>Percent Rating</b>			Positive	Positive	Positive	Positive	Positive	Positive	Positive	Positive	Positive
16	Microbiology	59	41	77	61	43	69	84	61	57	84	61
17	Social Work	88	12	88	63	59	78	66	38	NS	28	16
18	Visual Communication	59	41	49	24	24	22	43	41	43	49	14
	<b>Overall</b>	<b>51</b>	<b>48</b>	<b>77</b>	<b>55</b>	<b>49</b>	<b>60</b>	<b>68</b>	<b>66</b>	<b>57</b>	<b>75</b>	<b>56</b>

NS – Not Scheduled

COMMENTS FROM STUDENTS:

1. Friendly ambience in the Department.
2. Placement Training improved communication and removed stage fear
3. Adequate Laboratory Equipments and Facilities should be provided
4. Training need not be made mandatory for all
5. More interaction with the students
6. More Core Companies for placement
7. Increase opportunities for the students in Sports
8. Need more hours for Placement Training
9. Reprographic Facilities to be increased in Library
10. Green Campus
11. Personality and Attitude has improved through training

*S. Sankar*  
01/04/17  
IQAC Coordinator  
(S-SAN 17/17)

*P. Sankar*

- What is the total No. of Students given feedback
- Have you shared the same with the Depts. concerned.
- Take the feedback of Class Teachers about us !!!

PRINCIPAL

16/4/17

## NEHRU ARTS AND SCIENCE COLLEGE

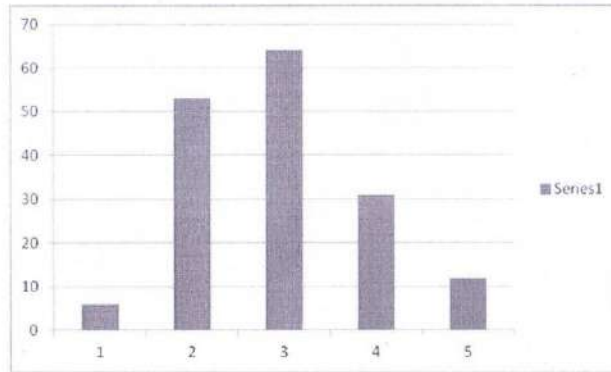
TEACHER FEEDBACK BY STUDENTS  
EVEN SEMESTER 2016-17CONSOLIDATED REPORT  
TOTAL NUMBER OF TEACHERS: 166

S. No.	Department	No. of Teachers	Excellent Teachers	Very Good Teachers	Good Teachers	Average Teachers	Below Average Teachers
1	BBA	20	1	7	8	3	1
2	Biotechnology	9	Nil	2	4	1	2
3	Biochemistry & Nano.	2	Nil	Nil	2	Nil	Nil
4	CSHM	5	Nil	3	1	1	Nil
5	Commerce	28	Nil	5	9	12	2
6	Computer Science	12	1	4	6	1	Nil
7	Computer Applications	9	Nil	5	4	Nil	Nil
8	CDF	5	Nil	1	3	1	Nil
9	ECS	8	1	4	3	Nil	Nil
10	IT	9	2	6	1	Nil	Nil
11	Microbiology	13	Nil	4	8	1	Nil
12	MSW	5	Nil	3	2	Nil	Nil
13	Viscom	6	Nil	2	1	2	1
14	English	14	Nil	3	5	4	2
15	French	1	Nil	1	Nil	Nil	Nil
16	Hindi	3	Nil	1	1	1	Nil
17	Malayalam	4	Nil	Nil	1	1	2
18	Mathematics	8	Nil	1	2	3	2
19	Tamil	5	1	1	3	Nil	Nil
	<b>TOTAL</b>	<b>166</b>	<b>6</b>	<b>53</b>	<b>64</b>	<b>31</b>	<b>12</b>

S. Sankar  
IQAC 30/3/17  
(S.SAV NHA)

PRINCIPAL  
31.3.17

BAR DIAGRAM SHOWING THE FEEDBACK OF STUDENTS



Based on the following grade, the teachers were assessed for the Even Semester 2016-17

1	Excellent	45.1-50
2	Very Good	40.1-45
3	Good	35.1-40
4	Average	30-35
5	Below Average	Below 29.99

Total Marks : 50

*S. Sante*  
IQAC  
30/3/17  
(S. SAVITHA)

PRINCIPAL  
*[Signature]*  
31-3-17