

Annual Quality Assurance Report (AQAR) -2014-15

Part – A

1. Details of the Institution

1.1 Name of the Institution

NEHRU ARTS AND SCIENCE
COLLEGE

1.2 Address Line 1

NEHRU GARDENS

Address Line 2

THIRUMALAYAMPALAYAM

City/Town

COIMBATORE

State

TAMILNADU

Pin Code

641 105

Institution e-mail address

nascprincipal@nehrucolleges.com

Contact Nos.

0422 2623055

Name of the Head of the Institution:

Dr. B. ANIRUDHAN

Tel. No. with STD Code:

0422 2623055

Mobile:

0 90039 36356

Name of the IQAC Co-ordinator:

K. MYTHILI GNANAPRIYA

Mobile:

0 98942 00223

IQAC e-mail address:

nasciqac@gmail.com

1.3 NAAC Track ID (For ex. MHCOGN 18879)

TNCOGN13780

OR

1.4 NAAC Executive Committee No. & Date:

EC(SC)/02/RAR/104

(For Example EC/32/A&A/143 dated 3-5-2004.
This EC no. is available in the right corner- bottom
of your institution's Accreditation Certificate)

1.5 Website address:

www.nehrucolleges.net

Web-link of the AQAR:

www.nehrucolleges.net/naac/nascaqar14-15.pdf

1.6 Accreditation Details

Sl. No.	Cycle	Grade	CGPA	Year of Accreditation	Validity Period
1	1 st Cycle	B	2.75	2009	Feb 2014
2	2 nd Cycle	A	3.10	2014	July 2019

1.7 Date of Establishment of IQAC :

10/03/2008

1.8 Details of the previous year's AQAR submitted to NAAC after the latest Assessment and Accreditation by NAAC ((for example AQAR 2010-11 submitted to NAAC on 12-10-2011))

- i. AQAR 2009 - 10 submitted to NAAC on 06.06.2010
- ii. AQAR 2010 - 11 submitted to NAAC on 22.06.2011
- iii. AQAR 2011- 12 submitted to NAAC on 29.09.2012
- iv. AQAR 2012- 13 submitted to NAAC on 18.06.2013

1.9 Institutional Status

University State Central Deemed Private

Affiliated College Yes No

Constituent College Yes No

Autonomous College of UGC Yes No

Regulatory Agency Approved Institution Yes No

(eg. AICTE, BCI, MCI, PCI, NCI)

Type of Institution Co-education Men Women

Urban Rural Tribal

Financial Status Grant-in-aid UGC 2(f) UGC 12B

Grant-in-aid + Self Financing Totally Self-financing

1.10 Type of Faculty/Programme

Arts Science Commerce Law PEI (PhysEdu)

TEI (Edu) Engineering Health Science Management

Others (Specify)

1.11 Name of the Affiliating University (*for the Colleges*)

1.12 Special status conferred by Central/ State Government-- UGC/CSIR/DST/DBT/ICMR etc

Autonomy by State/Central Govt. / University

University with Potential for Excellence	-	UGC-CPE	-
DST Star Scheme	-	UGC-CE	-
UGC-Special Assistance Programme	-	DST-FIST	-
UGC-Innovative PG programmes	-	Any other (<i>Specify</i>)	-
UGC-COP Programmes	-		

2. IQAC Composition and Activities

2.1 No. of Teachers	08
2.2 No. of Administrative/Technical staff	01
2.3 No. of students	05
2.4 No. of Management representatives	01
2.5 No. of Alumni	05
2.6 No. of any other stakeholder and community representatives	02
2.7 No. of Employers/ Industrialists	02
2.8 No. of other External Experts	02
2.9 Total No. of members	26
2.10 No. of IQAC meetings held	02

2.11 No. of meetings with various stakeholders:

Faculty 08 Alumni 01

Non-Teaching Staff 02 Students 04 Others 02

2.12 Has IQAC received any funding from UGC during the year? Yes No √

If yes, mention the amount -

2.13 Seminars and Conferences (only quality related)

(i) No. of Seminars/Conferences/ Workshops/Symposia organized by the IQAC

Total Nos. International National State Institution Level

(ii) Themes

- Role of IQAC in Reaccreditation process
- Novelty & Challenges in Curriculum Design and Development.
- Need of OBE in the Digital Era.
- Designing of Assessment Tools for OBE.

2.14 Significant Activities and contributions made by IQAC

- Importance of OBE through FDPs & Workshops
- Initial Steps towards Autonomy through Workshops
- Organised BoS Meeting
- Applied for CPE & B. Voc under KAUSHAL SCHEME
- Developed Effective Monitoring & Evaluating System

2.15 Plan of Action by IQAC/Outcome

The plan of action chalked out by the IQAC in the beginning of the year towards quality enhancement and the outcome achieved by the end of the year *

Plan of Action	Achievements
To Apply for CPE	Shortlisted for CPE by UGC
Outcome Based Education	Organised Workshop on 02.04.2015 & 7 day FDP from 24.05.2015 to 30.05.2015
Autonomus Status	Conducted Board of Studies Meeting on 23.05.2015
Behavioural Training, Outbound Training as a part of Timetable	100% Placement Visible change in behavioural pattern

* Academic Calendar of the year as Annexure I & II.

2.16 Whether the AQAR was placed in statutory body

Yes

No

Management

Syndicate

Any other body

Provide the details of the action taken

AQAR was prepared and Submitted to the Management for perusal

1.4 Whether there is any revision/update of regulation or syllabi, if yes, mention their salient aspects.

Yes. The suggestions were given by Alumni, Students, Industrialists and Subject Experts during Academic Peer Meet which was consolidated and represented by the BoS Members of our College to the University for consideration. The University had revised the Syllabi of Computer Science, Microbiology, Biotechnology, Costume Design and Fashion.

1.5 Any new Department/Centre introduced during the year. If yes, give details.

No

Criterion – II

2. Teaching, Learning and Evaluation

2.1 Total No. of permanent faculty

Total	Asst. Professors	Associate Professors	Professors	Others
153	134	15	3	1

2.2 No. of permanent faculty with Ph.D.

18

2.3 No. of Faculty Positions Recruited (R) and Vacant (V) during the year

Asst. Professors		Associate Professors		Professors		Others		Total	
R	V	R	V	R	V	R	V	R	V
134	-	15	-	3	-	1	-	153	-

2.4 No. of Guest and Visiting faculty and Temporary faculty

-

1

-

2.5 Faculty participation in conferences and symposia:

No. of Faculty	International level	National level	State level
Attended	33	71	08
Presented	26	48	05
Resource Persons	-	05	04

2.6 Innovative processes adopted by the institution in Teaching and Learning:

Technology Enabled Teaching , Activity Based Learning, Blended Learning, Group Learning, Projects, Micro Teaching and FDP to improve the skills of the teachers.

2.7 Total No. of actual teaching days during this academic year

180

2.8 Examination/ Evaluation Reforms initiated by the Institution (for example: Open Book Examination, Bar Coding, Double Valuation, Photocopy, Online Multiple Choice Questions)

Online Unit Test & Online Assignments

2.9 No. of faculty members involved in curriculum restructuring / revision / syllabus development

13

-

-

as member of Board of Study/Faculty/Curriculum Development workshop

2.10 Average percentage of attendance of students

90%

2.11 Course/Programme wise distribution of pass percentage :

Title of the Programme	Total no. of Students appeared	Division				
		Distinction %	I %	II %	III %	Pass %
BA TTM	10	100	0	0	0	100
BBA	16	25	19	13	13	70
BBA CA	42	12	62	17	09	100
BBA IB	32	19	72	06	03	100
B. Sc. Biotechnology	26	23	73	04	0	100
B. Sc. CDF	17	53	35	12	0	100
B. Sc. CS	99	20	64	0	0	84
B. Sc. CSHM	07	0	43	0	0	43
B. Sc. ECS	47	19	57	19	0	95
B. Sc. IT	36	14	50	33	03	100
B. Sc. Micro. Nano	35	14	80	0	0	94
B. Sc. Visual Communication	51	02	24	41	29	96
B.Com CA	85	06	14	51	12	83
B.Com PA	32	06	53	31	10	100
BCA	105	44	38	0	0	82

M. Sc. Micro.	25	20	80	0	0	100
M. Sc. Biotechnology	34	62	38	0	0	100
M. Sc. CS	41	37	49	14	0	100
M. Sc. ECS	36	50	50	0	0	100
M. Sc. Electronic Media	08	25	50	25	0	100
MSW	14	07	86	07	0	100

2.12 How does IQAC Contribute/Monitor/Evaluate the Teaching & Learning processes :

- Fortnight Evaluation of New Staff
- Monitoring of Subject File & Portion Completion through Staff Academic Council
- Periodical Meetings with Student Academic Council
- Feedback about Teachers from Students
- E-Assignment initiated for Slow and Medium Learners

2.13 Initiatives undertaken towards faculty development

<i>Faculty / Staff Development Programmes</i>	<i>Number of faculty benefitted</i>
Refresher courses	153
UGC – Faculty Improvement Programme	-
HRD programmes	-
Orientation programmes	-
Faculty exchange programme	-
Staff training conducted by the university	02
Staff training conducted by other institutions	13
Summer / Winter schools, Workshops, etc.	01
Others	08

2.14 Details of Administrative and Technical staff

Category	Number of Permanent Employees	Number of Vacant Positions	Number of permanent positions filled during the Year	Number of positions filled temporarily
Administrative Staff	16	-	2	-
Technical Staff	11	-	4	

Criterion – III

3. Research, Consultancy and Extension

3.1 Initiatives of the IQAC in Sensitizing/Promoting Research Climate in the institution

- IQAC encouraged every department to submit project proposals to funding agencies. 18 were submitted, 1 was selected.
- Staff Members were motivated to publish atleast a paper in a semester
- In-house Projects enhance the research culture among the students
- Water Analysis of all water purifiers of the Campus is done by the students of Microbiology
- Review Meetings for Research Scholars – every 3 months for full time and 6 months for part-time
- Awareness Programme organised by Research Committee.
- Fortnight Review of Journals by Members of Faculty

3.2 Details regarding major projects

	Completed	Ongoing	Sanctioned	Submitted
Number	-	-	-	-
Outlay in Rs. Lakhs	-	-	-	-

3.3 Details regarding minor projects

	Completed	Ongoing	Sanctioned	Submitted
Number	02	-	01	18
Outlay in Rs. Lakhs	2,49,500	-	3,25,600	-

3.4 Details on research publications

	International	National	Others
Peer Review Journals	38	04	-
Non-Peer Review Journals	02	06	-
e-Journals	01	-	6
Conference proceedings	04	29	-

3.5 Details on Impact factor of publications:

Range Average h-index Nos. in SCOPUS

3.6 Research funds sanctioned and received from various funding agencies, industry and other organisations

Nature of the Project	Duration Year	Name of the funding Agency	Total grant sanctioned	Received
Major projects	-	-	-	-
Minor Projects	2014-2015	SoRF	3,25,600	2,27,920
Interdisciplinary Projects	-	-	-	-
Industry sponsored	-	-	-	-
Projects sponsored by the University/ College	-	-	-	-
Students research projects (<i>other than compulsory by the University</i>)	-	-	-	-
Summer Fellowship Two months	2015	IASc, Bangalore	16,000	16,000
Total	-	-	3,41,600	2,43,920

3.7 No. of books published i) With ISBN No. Chapters in Edited Books

ii) Without ISBN No.

3.8 No. of University Departments receiving funds from

UGC-SAP DST-FIST
DPE DBT Scheme/funds

3.9 For colleges
Autonomy CPE DBT Star Scheme
INSPIRE CE Any Other (specify)

3.10 Revenue generated through consultancy

3.11 No. of conferences organized by the Institution

Level	International	National	State	University	College
Number	1	9	1	-	-
Sponsoring agencies	-	NAAC – 1	-	-	-

3.12 No. of faculty served as experts, chairpersons or resource persons

3.13 No. of collaborations International National Any other

3.14 No. of linkages created during this year

3.15 Total budget for research for current year in lakhs :

From Funding agency

From Management of University/College

Total

3.16 No. of patents received this year

Type of Patent	Number	
	National	Applied
Granted		-
International	Applied	-
	Granted	-
Commercialised	Applied	-
	Granted	-

3.17 No. of research awards/ recognitions received by faculty and research fellows of the institute in the year

Total	International	National	State	University	Dist.	College
-	-	-	-	-	-	-

3.18 No. of faculty from the Institution who are Ph. D. Guides and students registered under them

3.19 No. of Ph.D. awarded by faculty from the Institution

3.20 No. of Research scholars receiving the Fellowships (Newly enrolled + existing ones)

JRF SRF Project Fellows Any other

3.21 No. of students Participated in NSS events:

University level State level
 National level International level

3.22 No. of students participated in NCC events:

University level	<input type="text" value="-"/>	State level	<input type="text" value="-"/>
National level	<input type="text" value="-"/>	International level	<input type="text" value="-"/>

3.23 No. of Awards won in NSS:

University level	<input type="text" value="-"/>	State level	<input type="text" value="-"/>
National level	<input type="text" value="-"/>	International level	<input type="text" value="-"/>

3.24 No. of Awards won in NCC:

University level	<input type="text" value="-"/>	State level	<input type="text" value="-"/>
National level	<input type="text" value="-"/>	International level	<input type="text" value="-"/>

3.25 No. of Extension activities organized

University forum	<input type="text" value="-"/>	College forum	<input type="text" value="7"/>	
NCC	<input type="text" value="-"/>	NSS	<input type="text" value="6"/>	Any other <input type="text" value="-"/>

3.26 Major Activities during the year in the sphere of extension activities and Institutional Social Responsibility

- Mission Clean City
- Dream Home 2015
- Nehru Amutha Surabhi
- Home Visit
- Survey in T. M. Palayam Village, Coimbatore(Survey about the social status and their life style relating to Education, Employment, Health & Hygiene and importance of Higher Education)

Criterion – IV

4. Infrastructure and Learning Resources

4.1 Details of increase in infrastructure facilities:

Facilities	Existing	Newly created	Source of Fund	Total
Campus area	60,702.8 Sq. mts	-	-	60,702.8 Sq. mts
Class rooms	75	-	-	75
Laboratories	30	-	-	30
Seminar Halls	2	-	-	2
No. of important equipments purchased (≥ 1-0 lakh) during the current year.	-	-	-	-

Value of the equipment purchased during the year (Rs. in Lakhs)	-	-	-	-
Others				
Auditorium	1			1
Play Ground	3			3
Theatre	1			1
Gymnasium	1			1
Solar Power Generation	1			1
Spicy Village – Multicuisine Restuarant	4	1	Management	4

4.2 Computerization of administration and library

<ul style="list-style-type: none"> • ERP and i-campuz • OPAC in Library • 110 Systems to access on-line resources & databases
--

4.3 Library services:

	Existing		Newly added		Total	
	No.	Value	No.	Value	No.	Value
Text Books	33450	97,14,064	545	2,12,604	33995	99,26,668
Reference Books	1694	12,55,012	61	27,847	1755	12,82,859
e-Books	200	Free Download	-	-	-	-
Journals	120	1,73,708	13	19,005	133	1,92,713
e-Journals	Nil	Nil	Nil	Nil	Nil	Nil
Digital Database	01	1,34,832	02	2,40,935	03	3,75,767
CD & Video	2033	20,879	20	4,434	2053	25,313
Others (specify)	-	-	-	-	-	-

4.4 Technology up gradation (overall)

	Total Computers	Computer Labs	Internet	Browsing Centres	Computer Centres	Office	Depart-ments	Others
Existing	628	11	LL: 6 MBPS VPN: 10 MBPS	-	-	02	18	-
Added	12	-	-	-	-	-	-	-
Total	640	11	LL: 6 MBPS VPN: 10 MBPS	-	-	02	18	-

4.5 Computer, Internet access, training to teachers and students and any other programme for technology upgradation (Networking, e-Governance etc.)

Botics – Workshop by ECS SISO – Technology Transfer by CS & IT

4.6 Amount spent on maintenance in lakhs :

i) ICT	13.27
ii) Campus Infrastructure and facilities	28.95
iii) Equipments	3.31
iv) Others	0.80
Total :	46.33

Criterion – V

5. Student Support and Progression

5.1 Contribution of IQAC in enhancing awareness about Student Support Services

- | |
|---|
| <ul style="list-style-type: none">• Student Academic Council Meeting• Student Support Cell• Counseling & Guidance Cell• Portfolio in Seminar & Conference organised by Departments & College• Encouraging them in Presentation & Participation• Model Arrear Exam• Remedial Classes• Health Tips, Thought for the day, Thought for the life, Importance of the Day, Motivational Videos etc. during Friday Assembly.• Contribution of articles in College Magazine. |
|---|

5.2 Efforts made by the Institution for tracking the progression

- | |
|---|
| <ul style="list-style-type: none">• Staff Academic Council monitors the Teaching Learning Mechanism every fortnight• Learning Ladder helps to reveal the academic status of the Students• Remedial Classes for the slow learners• Model Arrear Exam enable the Students to clear the arrears in University Exams |
|---|

5.3 (a) Total Number of students

(b) No. of students outside the state

(c) No. of International students

Men	No	%	Women	No	%
	1683	54		1452	46

Last Year						This Year					
General	SC	ST	OBC	Physically Challenged	Total	General	SC	ST	OBC	Physically Challenged	Total
815	13	2	1821	-	2651	1019	20	5	2091	-	3135

Demand ratio: 1.5:1 Dropout % - 0.5%

5.4 Details of student support mechanism for coaching for competitive examinations (If any)

Coaching given for ICWA, ACS, CA, Banking

No. of students beneficiaries

5.5 No. of students qualified in these examinations

NET SET/SLET GATE CAT
 IAS/IPS etc State PSC UPSC Others

5.6 Details of student counseling and career guidance

- Active Counseling Centre
- MoU with Key Mind Learning India (P) Ltd. for career guidance.
- Students who are at the risk of drop out are identified and counseling is given.
- Slow learners are motivated

No. of students benefitted

5.7 Details of campus placement

<i>On campus</i>			<i>Off Campus</i>
Number of Organizations Visited	Number of Students Participated	Number of Students Placed	Number of Students Placed
40	492	492	27

5.8 Details of gender sensitization programmes

Women Empowerment Cell is active, gender issues are represented

5.9 Students Activities

5.9.1 No. of students participated in Sports, Games and other events

State/ University level National level International level

No. of students participated in cultural events

State/ University level National level International level

5.9.2 No. of medals /awards won by students in Sports, Games and other events

Sports : State/ University level National level International level

Cultural: State/ University level National level International level

5.10 Scholarships and Financial Support

	Number of students	Amount
Financial support from Institution	53	4,16,250
Financial support from Government	46	1,76,840
Financial support from other sources	-	-
Number of students who received International/ National recognitions	-	-

5.11 Student organised / initiatives

Fairs : State/ University level National level International level

Exhibition: State/ University level National level International level

5.12 No. of social initiatives undertaken by the students

5.13 Major grievances of students (if any) redressed:

- Students suggestions to have 3 days Uniform (Monday, Wednesday & Friday) has been accepted
- Requisition to wear Casual Dress by the students of CDF and Visual Communication has been accepted.

Criterion – VI

6. Governance, Leadership and Management

6.1 State the Vision and Mission of the Institution

Our **Vision** is “to mould the character, shape the career, perfect the behavior and excel in educating the younger generations of today for tomorrow”.

Our **Mission** is “to offer innovative and socially relevant job-oriented courses with a view to enhance the employment prospects of the learners. In carrying out the educational mission, we endeavor to upgrade the *Knowledge, Skill and Behavior* of the students, striving hard towards *excellence* in all spheres of our activities”.

6.2 Does the Institution has a management Information System

Yes

6.3 Quality improvement strategies adopted by the institution for each of the following:

6.3.1 Curriculum Development

- Academic peer meet
- University – Institute interaction through teacher representative in BoS
- Emerging trends in each programme through Add-on Courses

6.3.2 Teaching and Learning

Activity Based Learning, E-Learning, Project Presentation, Group Learning Method (GLM)

6.3.3 Examination and Evaluation

- Online Unit Test and Unit Assignment
- Model Arrear exam and Additional tests for Slow Learners

6.3.4 Research and Development

- Eminent researchers are invited as resource persons for seminars and conferences
- Enthused to take up research project
- 09 research and production units
- Projects, research publications
- Priority area of research consultancy, seed money for In-house Projects

6.3.5 Library, ICT and physical infrastructure / instrumentation

- Best Library User Award for Students
- Fortnight Article Review by teachers
- Orientation for the first years about Library Usage
- ICT teaching & Learning is encouraged and monitored through Academic Council
- Full-fledged Labs for imparting Technical Education
- Language Lab to improve the Communication Skill
- Inventory Audit is done to ensure Quality
- External and Internal Academic Audit is done to ensure Quality Education

6.3.6 Human Resource Management

- Effective mechanism for monitoring, planning and assessing human resources requirements
- Delegation of Authorities is in practice.
- Optimal Knowledge Resource Management through Staff Expertise, Faculty Development Programmes, Refresher Programmes, Inter Departmental Activities

6.3.7 Faculty and Staff recruitment

Recruitments are made as per the guidelines provided by the University

6.3.8 Industry Interaction / Collaboration

- NCP & IR brings reputed industries and MNCs
- Experts from industries are invited for deliberations and to get awareness on recent trends and requirements
- Industrial Visit is made compulsory
- MoU to conduct add-on programmes
- Collaborations are being planned by the management to pulse the reality of industrial expectation

6.3.9 Admission of Students

- The College has 25 admission centers across Tamilnadu and Kerala
- Admission of the Students are confirmed after the Final one-one interview with Principal
- Various strategies including brochure distribution, websites, newspaper, TV, FM Radio, Career guidance, Outreach program etc. are implemented for the admission

6.4 Welfare schemes for

Teaching	Loan through staff welfare fund
Non teaching	PK Das Memorial Hospital – Medical checkup Subsidized transport Staff tour Medical Insurance
Students	Nehru Vigyan Scholarship Endowment award Poor & Benevolent fund Free Transport Insurance for Students and Parents Recommendations for Scholarship from Other agencies

6.5 Total corpus fund generated

Nil

6.6 Whether annual financial audit has been done

Yes

No

6.7 Whether Academic and Administrative Audit (AAA) has been done?

Audit Type	External		Internal	
	Yes/No	Agency	Yes/No	Authority
Academic	Yes	Subject Experts from Other Colleges	Yes	Academic Council
Administrative	Yes	NGI Experts	Yes	Administrative Officer

6.8 Does the University/ Autonomous College declares results within 30 days?

For UG Programmes Yes No

For PG Programmes Yes No

6.9 What efforts are made by the University/ Autonomous College for Examination Reforms?

No Reforms

6.10 What efforts are made by the University to promote autonomy in the affiliated/constituent colleges?

University will support if the College applies for Autonomy

6.11 Activities and support from the Alumni Association

- Involvement in Academic Peer Meet to suggest emerging thrust areas in their Discipline
- Providing support for admissions
- Giving Endowment Awards
- Suggesting the trends & requirements of the Industry
- Members in BoS and IQAC
- Support for Placement

6.12 Activities and support from the Parent – Teacher Association

- Suggesting ideas , Bi-annual meeting, Representing Grievance if any.
- PTA Presidents and Executives members are invited as Guest in the Freshers' day and other major events
- PTA Executives in the Committees
- Rank Holders Felicitation. Their participation is instrumental

6.13 Development programmes for support staff

- Orientation given at regular intervals
- Suggestions and requirements are considered and rectified.
- Encourage to pursue higher studies

6.14 Initiatives taken by the institution to make the campus eco-friendly

- Certified with ISO 14001: 2004
- Clean Campus Mission is active
- Awareness programs on ill effects of Plastics
- Rain water harvesting, Solar Lights
- Plantation of saplings efforts for carbon neutrality
- Eco friendly initiatives are evident through planting saplings
- Awareness program on plastics, waste management, litter free zone (smoking free zone)

Criterion – VII

7. Innovations and Best Practices

7.1 Innovations introduced during this academic year which have created a positive impact on the functioning of the institution. Give details.

- Awareness on OBE through FDP
- OBE is insisted and orientation is given.
- More thrust is given for research & development
- Summer project presentation created a mass influence on innovating new ideas applicable for daily life.
- Applied for CPE and shortlisted
- Approval for M.Com FC (08.05.2015) & M.A (24.04.2015) and got affiliation with 50 seats.
- Planned for NAAC Sponsored workshop.

7.2 Provide the Action Taken Report (ATR) based on the plan of action decided upon at the beginning of the year

- Applied & Shortlisted for CPE.
- Applied for Starting New Courses (M.A. English Literature & M.Com Finance & Control) as per NAAC Recommendations during Peer Visit and Got approved.
- Applied for Kaushal Scheme.
- Orientation on Autonomy held on 23.08.2014.
- Autonomous initiatives were taken.
- Syllabus framed for autonomy and got Approval from the panel members in Board during BOS Meeting on 23.05.2015.
- Renovated Basketball Court to Synthetic Court.
- Planned for NAAC Sponsored workshop and organized on 02.04.2015.
- Planned OBT and is included in the time table.
- Survey on TM Palayam Village as a part of Institutional Social Responsibility.
- Nehru Dream Home 2- Inaugurated and handed over to the needy on 23.01.2015.

7.3 Give two Best Practices of the institution

1. Out Bound Training and Behavioural Training
2. Department Profiling

BEST PRACTICE - 1

Title of the Practice :

Out Bound Training and Behavioural Training

Goal:

The aim was to create the better ambience the fast learners and creamy layer of the students, in terms of overall performance. The Goal for Out Bound and Behavioural Training is to transform the Students Community in to a responsible citizen and be equipped with Life and Career Skills. The trainings inculcate the skills which include Flexibility, Adaptability to change, Group Behavior, time management, emotional balance, right attitude and to excel with uniqueness.

The Context:

The Prominent objectives of Outbound and Behavioral Training are to ensure Group Dynamics, Interactive Learning, Collaborative Learning and Independent Learning for the members of faculty and the students.

The Student Cabinet has been given various training programme for leading challenging initiatives. Envisaging transformation, they have given opportunity and they are being capable to train his peer and come up with flying colours.

The Practice:

Student Cabinet would undergo Out Bound Training and Behavioural Training to equip them and lead their fellow mate. Out Bound Training and the Behavioral Training are been scheduled well in advance and incorporated in the master Timetable of the College. As per the schedule the Dept students would undergo training.

Limitations:

In the beginning of implementation, it was a challenge in scheduling the Training Programme in such way without they skip their theory and practical classes. Transport facility from the College after 6.00 pm were the problems faced by the Students at the beginning.

Initially the students found it difficult to balance Academic and Ministry activities. It was tackled by providing special support both in academics and other activities.

Organizing schedule holidays and examination time was another problem. This was solved by giving attendance, extra classes and retests.

Evidence of Success:

The percentage of student involvement in curricular and co-curricular activities increased with the motivation from peer group. This very unique initiative is proved working when the students transformed into an excellent professional with high degree of positive attitude and optimism to achieve their goals. Students are enthused to share their views with confidence in the Friday Assembly. 100% Placement is achieved by the Job aspirants and number of students opting for Higher Education has considerably increased. The training made the Students to gain Self Confidence and become Entrepreneurs.

BEST PRACTICE - 2

Title of the Practice:

Department Profiling

Goal:

To enhance the Quality of each department by ensuring that the improvements are made in academics, research, co-curricular, socio-related activities.

The Context:

The College had resolved the year 2014-15 as the Year of Department Profiling. So every department has taken initiation for their Department profiling and IQAC ensured progress through Monthly Academic Audit (HoDs Presentation)

The Practice:

Each department ensures Profiling of their Department by the following Quality Measures

- To organize Industrial Visit
- Submit atleast one minor / major project proposal
- Conducting atleast one extension activity in a semester
- Organizing one National Seminar / Conference / Workshop
- Each Teacher to publish atleast one paper
- Encouraging the Teachers to pursue Higher Education
- Encouraging Students to present and publish papers
- Establishing Collaborations with reputed Institutions and
- Promote Consultancy

In addition to Monthly Audit, IQAC conducted physical verification of Documents every semester to ensure improvement.

Evidence of Success:

This year the number of publications by Teachers have increased, academic result to 95%, placement to 100%, 8 Overall Trophies through Fine Arts, 2 Trophies in Sports and a Trophy in Yoga (National Level). 17 minor projects proposals were submitted to UGC and 1 was selected. Awards were given to the Best Department, Best Faculty, Best HoD, Best Production Unit, Best Outstanding Talent and Best Outgoing Student.

7.4 Contribution to environmental awareness / protection

Awareness on Plastic free zone by Microbiology Department
Mission clean city on 01.10.2014 & 02.10.2014
Carbon Emission Control by planting Saplings
Herbal Garden

7.5 Whether environmental audit was conducted? Yes No

7.6 Any other relevant information the institution wishes to add. (for example SWOT Analysis)

Future Plans:
Planned to have Interdisciplinary course through B.Voc
Strength:
Increasing Admissions & Infrastructure
Weakness:
Staff Mobility
Opportunities:
Autonomy
Value Added Courses through Industry Linkages
Promote Inter-disciplinary research
Challenges:
Funded Projects
Consultancy

8.Plans of Institution for next year


Industry Institute Linkage
Autonomy, CPE, Kaushal Scheme
Strengthen research by getting more funded projects

Name : K. MYTHILI GNANAPRIYA

Name : Dr. B. ANIRUDHAN


24/07/15

Signature of the Coordinator, IQAC


24/7/15

Signature of the Chairperson, IQAC



PRINCIPAL
Nehru Arts and Science College
Nehru Gardens,
Thirumalayampalayam,
Coimbatore - 641 105

Annexure I

Nehru Arts and Science College
Internal Quality Assurance Cell
Year Planner
2014 – 2015

S. No	Activity	Date
1	Submission of Workshop Proposal to NAAC	18.07.2014
2	Nehru Dream Home – Laying Foundation Stone	22.08.2014
3	Honouring University Rank Holders	05.09.2014
4	Faculty Development Programme	09.09.2014 to 13.09.2014
5	Nehru Dream Home – Handing over of Key	23.01.2015
6	NAAC Sponsored National Workshop on The Significance of Curriculum Design and Delivery Process in Outcome Based Education (OBE)	02.04.2015
7	BoS Meeting	23.05.2015
8	FDP on OBE	24.05.2015 to 30.05.2015

G. R. M. L.
IQAC Co-ordinator
12/6/2014
G. R. M. L. MANAPRIYA

[Signature]
Principal
12/6/14

Annexure III


NEHRU ARTS AND SCIENCE COLLEGE


Analysis of Alumni Feedback

Academic Year 2014 – 2015

Overall view of the Alumni about the College based on the following parameters

Criteria Rating Scale	Alma mater has the Academic ambience for producing high- quality graduates	Progression of the Institution is highly visible & appreciable	Faculty encouraged your hands-on competence	Present Under- graduate courses needs diversification	Objectives of Graduation were attained
Strongly Agree	75	81	67	65	79
Agree	14	12	10	22	12
Neither Agree nor Disagree	6	5	13	5	5
Disagree	5	2	9	8	4
Strongly Disagree	-	-	1	-	-


Alumni Co-ordinator
(R. vijayaraghavan)


Principal
12/3/14

Annexure IV

NEHRU ARTS AND SCIENCE COLLEGE

Analysis of Parents Feedback on Institution

Academic Year 2014 – 2015

Criteria Rating Scale	Academic Progression of the Ward	Communication from the Department	Support service of the Institution	Overall Development of the ward	Responding to the suggestions & Grievances
Excellent	20	25	30	34	34
Very Good	69	42	62	24	50
Good	10	21	6	32	12
Average	1	10	2	10	4
Below Average	-	2	-	-	-

Plava
PTA Co-ordinator
(T. Balasubramanian)

Principal
28/2/15


Annexure V


NEHRU ARTS AND SCIENCE COLLEGE

Analysis of Employers Feedback

Academic Year 2014 – 2015

Criteria Rating Scale	Quality of Work	Job Knowledge	Attitude	Attendance and Punctuality	Dependability & Team Work
Excellent	76	69	83	85	79
Very Good	10	11	7	5	11
Good	9	10	4	7	8
Average	5	8	6	3	2
Below Average	-	2	-	-	-


Placement Co-ordinator
(R.A. Ayyappa Rajan)


Principal
12/5/18

Annexure VI

NEHRU ARTS AND SCIENCE COLLEGE Analysis of Exit Feedback from Graduating Students

Academic Year 2014 – 2015

Students Overall view about the College based on the following parameters

S. No	Department	Plan after the Degree		Experience in the Dept.	Personal Change	Expectations fulfilled	Rapport with Dept.	Service of Library & System	Social Atmosphere of the College	Behavioural Training	Out Bound Training	Add-on	Placement Training	Service of NCPIR	Placement Drive
		Job	Higher Studies	Positive	Positive	Positive	Positive	Positive	Positive	Positive	Positive	Positive	Positive	Positive	Positive
UG Courses															
1	BBA CA	45	55	50	62	31	33	90	74	70	NS	67	64	45	43
2	BBA	38	62	100	100	100	85	100	92	90	NS	46	69	46	31
3	BBA IB	30	70	81	78	30	52	85	78	NS	NS	74	70	59	37
4	BCA A	38	62	77	56	63	52	73	69	NS	NS	44	69	73	48
5	BCA B	70	30	66	51	40	30	47	66	64	NS	23	51	49	57
6	BIO	65	35	85	62	31	27	62	42	NS	NS	85	85	92	85
7	CDF	82	18	76	53	29	94	65	76	NS	88	53	518	94	65
8	COM	44	56	74	42	65	43	72	57	45	NS	39	59	42	44
9	CS A	64	36	52	56	50	27	60	44	75	NS	29	65	67	56
10	CS B	67	33	90	65	94	86	82	51	NS	NS	94	102	98	88
11	CSHM	100	Nil	71	43	14	86	71	86	86	NS	57	86	71	86
12	ECS	83	17	71	31	40	44	81	83	69	NS	58	88	83	63
13	IT	80	20	94	47	47	34	78	78	61	78	50	72	78	75
14	TTM	50	50	100	100	100	100	100	100	NS	100	NS	NS	NS	NS
15	VISCOM	71	29	60	64	40	55	55	71	NS	81	76	43	60	31

S. No	Department	Plan after the Degree		Experiences in the Dept.	Personal Change	Expectations fulfilled	Rapport with Dept.	Service of Library & System	Social Atmosphere of the College	Behavioural Training	Out Bound Training	Add-on	Placement Training	Service of NCPIR	Placement Drive
		Job	Higher Studies	Positive	Positive	Positive	Positive	Positive	Positive	Positive	Positive	Positive	Positive	Positive	Positive
PG Courses															
16	M. Sc BIO	100	Nil	74	74	82	88	68	94	NS	47	65	74	76	71
17	M. Sc EM	100	Nil	33	22	22	44	22	33	NS	44	11	NS	11	22
18	M. Sc MICRO	65	35	77	54	38	42	81	58	NS	NS	81	92	92	81
19	M.Sc ECS	81	19	64	64	72	89	83	75	NS	97	86	92	78	64
20	MIB	86	14	57	57	57	43	86	86	NS	NS	NS	NS	14	43
21	MSW	69	31	79	57	64	71	57	71	NS	NS	36	14	14	NS
	Overall	63	37	72	56	55	52	72	67	67	76	54	78	64	55

NS – Not Scheduled

COMMENTS FROM STUDENTS:

Experiences in the Department:

1. Friendly ambience.
2. Good Motivation for Career Options.
3. Partiality among students.
4. Support to enhance skills.
5. Practical Exposure through the Industrial Visit and Internship.

Expectations Satisfied

1. Given Chance for the personal growth.
2. Got Self confidence and Leadership quality.
3. Good Infrastructure and Library Facilities.
4. Social atmosphere of the College is Good.
5. Decorum and discipline is strictly maintained.

Behavioural Training

1. Learned new approach to the life.
2. Positive thinking.
3. Decision Making

Out Bound Training

1. Improved the Confidence level.
2. Different exposure to face the challenges.
3. Memorable experience.
4. Want to undergo more training like this.

Add on Course

1. Improve the syllabi
2. More relevant Value added course with futuristic approach

Placement Training

1. Improved Communication.
2. Able to know about the Companies.
3. Instilled with more knowledge about Interview techniques.
4. Provide better Trainers

NCPIR

1. Good Service ✓
2. Got Placement ✓
- ✗ 3. Expecting more Core Companies

General Suggestions

- ✗ 1. More communication development Classes
- ✗ 2. Get qualified trainer and useful training programmes
- ✗ 3. Inculcate more sport activities
- ✗ 4. Reduce fee structure ✗
- ✗ 5. Provide more Workshops

le. rml
22/4/15
(unapproved)
le. rml

le. rml
24/4/15

Annexure VII

NEHRU ARTS AND SCIENCE COLLEGE

Teacher Feedback by Students Even Semester 2014-15 Consolidated Report

Total Number of Teachers: 139

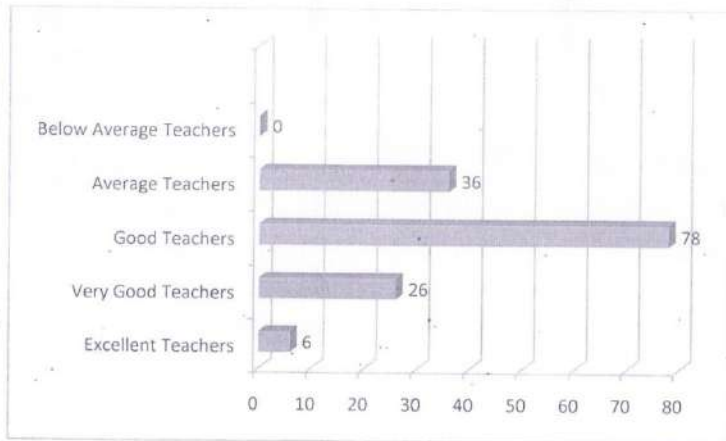
S. No.	Department	No. of Teachers	Excellent Teachers	Very Good Teachers	Good Teachers	Average Teachers	Below Average Teachers
1	Biotechnology	9	Nil	2	2	5	Nil
2	BBA	18	Nil	3	6	9	Nil
3	CS & HM	6	Nil	1	1	4	Nil
4	Commerce	18	Nil	Nil	15	3	Nil
5	Computer Applications	9	Nil	3	6	Nil	Nil
6	Computer Science	13	1	7	4	1	Nil
7	CDF	4	Nil	Nil	4	Nil	Nil
8	ECS	8	1	1	4	2	Nil
9	IT	6	3	1	2	Nil	Nil
10	Microbiology	11	Nil	Nil	8	3	Nil
11	Social Work	5	Nil	1	2	2	Nil
12	Tourism & Travel Mgmt.	2	Nil	1	1	Nil	Nil
13	Viscom	7	1	2	1	3	Nil
14	English	10	Nil	1	6	3	Nil
15	French	1	Nil	Nil	1	Nil	Nil
16	Hindi	3	Nil	Nil	3	Nil	Nil
17	Malayalam	4	Nil	Nil	4	Nil	Nil
18	Mathematics	6	Nil	2	4	Nil	Nil
19	Tamil	6	Nil	1	4	1	Nil
	Total	146	6	26	78	36	Nil

le. r. m.
IQAC 21.3.15
le. r. m. 21.3.15
to PIA

Pl. advise
all average to
performers to
meet me

PRINCIPAL
21/3/15


BAR DIAGRAM SHOWING THE FEEDBACK OF STUDENTS



Based on the following grade, the teachers were assessed for the Even Semester 2014-15

Excellent	45.1-50
Very Good	40.1-45
Good	35.1-40
Average	30-35
Below Average	Below 29.99

Total Marks: 50


 IQAC 21.3.15
 <K. MYTHILI GNANAPRIYA>


 PRINCIPAL
 24.3.15