


NEHRU ARTS AND SCIENCE COLLEGE, COIMBATORE
BALANCE SHEET

Particulars	Schedule	As at	
		31.03.2023	31.03.2022
		₹	₹
1 SOURCE OF FUNDS			
[1] CAPITAL	1	1,16,97,43,065	1,08,75,96,519
(a) Capital			
[2] LOAN	2	-	3,35,926
(a) Secured Loan			
[3] CURRENT LIABILITIES			
(a) Sundry Creditors	3	86,03,805	44,20,954
(b) Other Liabilities	4	69,94,680	71,22,419
		1,55,98,485	1,15,43,373
Total		1,18,53,41,550	1,09,94,75,818
2 APPLICATION OF FUNDS			
[1] FIXED ASSETS	5	14,22,11,001	11,93,04,067
[2] TRUST ACCOUNT		99,69,92,764	88,12,77,333
[3] CURRENT ASSETS			
(a) Sundry Debtors	6	3,53,40,440	9,11,81,478
(b) Cash & Bank Balances	7	48,31,912	55,56,532
(c) Deposits, Loans and Advances	8	59,65,433	21,56,409
		4,61,37,785	9,88,94,419
Total		1,18,53,41,550	1,09,94,75,818

As per our report of even date annexed
For Bindu Suresh Kumar & Associates
Chartered Accountants

E. Sureshkumar
Partner M.No: 055395



For and on behalf of the Trust

[Signature]
Managing Trustee

[Signature]
Trustee


Place : Coimbatore
Date : 28.08.2023

NEHRU ARTS AND SCIENCE COLLEGE, COIMBATORE
INCOME & EXPENDITURE ACCOUNT

Particulars	Schedule	Year ended	
		31.03.2023	31.03.2022
		₹	₹
INCOME			
(a) Fees Received		20,30,45,137	21,10,07,481
(b) Hostel fees		2,65,17,540	90,82,490
(c) Bus Fees		3,95,33,854	21,70,321
(d) Interest Received		4,51,563	6,82,060
(e) Miscellaneous Income		5,60,097	2,02,538
A Total Income (a to e)		27,01,08,191	22,31,44,891
EXPENSES			
(a) Employees Benefits	9	7,24,08,535	5,83,98,926
(b) Students Welfare	10	5,76,12,193	2,04,98,134
(c) Advertisement		10,14,765	6,85,500
(d) Repairs & Maintenance	11	2,01,64,377	88,55,892
(e) Printing and Stationery		19,62,464	10,87,804
(f) Power and Fuel		49,55,532	32,33,722
(g) Approval and Affiliation Fees		37,50,978	24,58,139
(h) Communication Expenses	12	1,70,831	2,36,112
(i) Subscription and Periodicals		7,91,802	4,46,902
(j) General Expenses	13	89,08,360	75,53,229
(k) Interest and Bank Charges	14	20,004	84,651
(l) Depreciation		1,62,01,804	1,46,22,761
B Total Expenditure (a to l)		18,79,61,645	11,81,61,772
EXCESS OF INCOME OVER EXPENDITURE (A-B)		8,21,46,546	10,49,83,119

As per our report of even date annexed
For Bindu Suresh Kumar & Associates
Chartered Accountants

E. Sureshkumar
Partner M.No: 055395







For and on behalf of the Trust

Managing Trustee

Trustee

Place : Coimbatore
Date: 28.08.2023

NEHRU COLLEGE OF ARTS AND SCIENCE													
STATEMENT OF RECEIPT AND PAYMENTS FOR THE YEAR ENDED 31.03.2023													
S NO	RECEIPT	As on 31.03.2023		As on 31.03.2022		PAYMENTS	As on 31.03.2023		As on 31.03.2022				
		AMOUNT	AMOUNT	AMOUNT	AMOUNT		AMOUNT	AMOUNT	AMOUNT	AMOUNT			
	Cash in hand	67,620		20,79,439									
	Cash at bank	54,88,912	55,56,532	3,07,59,901	3,28,39,340								
	REVENUE RECEIPT					REVENUE PAYMENTS							
	To Hospital Income					by Employee Benfits	7,15,77,121		5,76,85,910				
	To Fees Received	25,88,86,175		14,72,31,358		by Students Welfare	5,54,66,443		1,92,79,509				
	To other income	6,66,11,491		1,14,55,349		by Advertisement	10,87,693		4,66,268				
	To Interest received	4,51,563	32,59,49,229	6,82,060	15,93,68,767	by Repairs and Maintenance	1,87,46,893		87,26,853				
						by Printing and stationery	16,22,148		11,18,576				
						by Power and fuel	53,39,365		31,85,888				
						by Application and affiliation	37,50,978		24,58,139				
						by Communication expense	1,70,831		2,36,112				
						by General Expenses	88,72,470		74,87,574				
						by Subscription and periodicals	7,91,802		4,46,902				
						by Interest and Bank Charges	20,004	16,74,45,748	84,651	10,11,76,382			
	CAPITAL RECEIPT					CAPITAL PAYMENTS							
	To sale of fixed asset					by fixed assets	3,87,92,400		72,83,737				
	To Working Capital Loan Availed					by repayment of Term Loan	3,35,926		5,35,262				
						by Refundable Advance	38,09,024		-2,54,143				
						by repayment of retention							
						by Deposits for Special purpose		4,29,37,350		75,64,856			
	To Refundable deposit	-5,75,320		-22,31,846		by Balance b/d							
	To interest on specific fund investment		-5,75,320		-22,31,846	Cash in hand	2,00,454		67,620				
	To balance c/d					Cash at bank	46,31,458	48,31,912	54,88,912	55,56,532			
	TRUST ACCOUNT		-11,57,15,431		-7,56,78,491								
			21,52,15,010		11,42,97,770			21,52,15,010		11,42,97,770			
As per our report of even date annexed For Bindu Sureshkumar and Associates						For and on behalf of the Trust							
 Bindu Sureshkumar Partner M.No:055395										 Managing Trustee		 Trustee	
Place- Coimbatore													
Date: 28.08.2023													

NEHRU ARTS AND SCIENCE COLLEGE, COIMBATORE
SCHEDULES ANNEXED TO BALANCE SHEET

Particulars		As at	
		31.03.2023	31.03.2022
<u>Schedule - 1</u>			
<u>CAPITAL</u>			
(a)	Opening Balance	1,08,75,96,519	98,26,13,400
	Add : Excess of Income over Expenditure	8,21,46,546	10,49,83,119
	Total	1,16,97,43,065	1,08,75,96,519
<u>Schedule - 2</u>			
<u>SECURED LOAN</u>			
(a)	Sundaram Finance Limited - Car	-	3,35,926
	Total	-	3,35,926
<u>Schedule - 3</u>			
<u>SUNDRY CREDITORS</u>			
(a)	Genuine Audio Systems	-	21,780
(b)	Chandran Steel	68,466	-
(c)	Amba Hardwares	76,975	1,22,397
(d)	Micro Craft Technologies	1,12,059	12,557
(e)	IBN Info tech	35,888	-
(f)	Mag Solvics Pvt Ltd	41,824	-
(g)	Metro	2,85,506	-
(h)	Skywalk Media	-	2,30,942
(i)	Sri Golden Associates	1,17,000	-
(j)	Suvi Industries	24,728	-
(k)	VPS Enterprises	3,95,532	69,728
(l)	Unitech Solutions	7,55,600	-
(m)	Signature Advetising	1,58,014	-
(n)	Accent Technosoft Pvt Ltd	9,400	13,400
(o)	Biozone Research Technologies	-	53,900
(p)	Dream Zone	19,600	30,800
(q)	Eltac Services	6,611	6,611
(r)	Hypogene Technologies	4,440	4,440
(s)	K2B Academy	8,640	8,640
(t)	Smart Systems	19,824	-
(u)	Sports Land	89,600	-
(v)	Profiles Educational Consultancy	-	1,40,400
(w)	Universal Scientific Company	24,990	-
(x)	Sys Tech	27,707	-
(y)	A Bavitra	3,72,418	-
(z)	Udaya BG Securities P Ltd	2,05,461	1,76,551
(aa)	Arishma Ads	29,905	-
(ab)	D creative	44,840	-
(ac)	J Jason Kevin	58,523	-
(ad)	KV Vignesh Industries	33,660	-
(ae)	L Nagaraj	96,821	-

NEHRU ARTS AND SCIENCE COLLEGE, COIMBATORE
SCHEDULES ANNEXED TO BALANCE SHEET

Particulars		As at	
		31.03.2023	31.03.2022
		₹	₹
(af)	Prime Compu Systems	1,31,302	-
(ag)	P Saridha Padmini	1,35,987	-
(ah)	AXN Infotech	33,022	33,022
(ai)	Battery Zone Enterprises Pvt Ltd	-	12,04,500
(aj)	Creative People	-	43,796
(ak)	Devi Singh Meena	1,65,092	22,770
(al)	Dharani Stationery Distributors	-	23,109
(am)	Electro Controls	-	25,260
(an)	Elevate - Harish	-	18,000
(ao)	Gateway Software Solutions	-	77,760
(ap)	MM Auto Agency	-	57,000
(aq)	M Sathish Kumar-Spicy Village	3,73,709	7,053
(ar)	Paras Ceramics	-	45,919
(as)	R.R. Electricals	1,09,984	22,155
(at)	Sangagiri Auto Diesel Works	-	15,601
(au)	Sankaranarayanan.K.B	-	27,000
(av)	Seedz	-	41,438
(aw)	Select Retreading Pvt.Ltd	42,973	27,949
(ax)	Select Tyres	-	1,03,200
(ay)	Sri Angalamman Catering Service	1,43,550	2,12,800
(az)	Sri Krishna Enterprises	11,286	2,376
(ba)	Sri Vijay Steel Industries	-	2,56,579
(bb)	Techno Cold	-	5,841
(bc)	ZoloStays Propoerty Solutions Private Limited	9,51,680	12,55,680
(bd)	Shankar Timber Mart	37,919	-
(be)	Visanthi & Co	6,59,865	-
(bf)	Acemanbas Edu tech Solutions	29,700	-
(bg)	Beeja Academy	16,560	-
(bh)	Brain Magic Technology	2,27,880	-
(bi)	Gents Tailoring House	8,92,286	-
(bj)	Green Apples Food and Catering	92,160	-
(bk)	Iguru Sports Park	9,005	-
(bl)	Jupitors Medical Equipments Manufacturers Pvt Ltd	2,025	-
(bm)	Max mannequins	27,334	-
(bn)	Nature Science Foundation	59,850	-
(bo)	Neogenics Pvt Ltd	3,600	-
(bp)	Sattvaq IT Solutions	9,23,400	-
(bq)	Vijay Gas Service	17,747	-
(br)	Mani Timber Depot	2,48,826	-
(bs)	Yours Stationery	9,914	-
(bt)	OPRL Bioscience Pvt Ltd	57,967	-
(bu)	Sri Vinayaka Samayal Pathara Kadai	12,650	-
(bv)	Suguna Water Supply	52,500	-
Total		86,03,805	44,20,954

NEHRU ARTS AND SCIENCE COLLEGE, COIMBATORE
SCHEDULES ANNEXED TO BALANCE SHEET

Particulars		As at	
		31.03.2023	31.03.2022
Schedule - 4			
<u>OTHER LIABILITIES</u>			
(a)	Salary Payable	54,62,677	45,25,250
(b)	Electricity Payable	-	3,83,833
(c)	ESI Payable	7,286	38,318
(d)	EPF Payable	1,29,764	2,04,745
(e)	TDS Payable	2,11,405	13,000
(f)	Retention Payable.	5,77,937	11,23,801
(g)	Principal A/c	6,05,611	5,56,324
(h)	Scholarship Payable	-	1,83,750
(i)	Research and Development fund	-	93,398
	Total	69,94,680	71,22,419
Schedule - 5			
<u>FIXED ASSETS</u>			
(a)	Gross Block	15,84,12,805	13,39,26,828
	Less : Depreciation	1,62,01,804	1,46,22,761
	Total	14,22,11,001	11,93,04,067
Schedule - 6			
<u>SUNDRY DEBTORS</u>			
(a)	Fees Receivable	3,53,40,440	9,11,81,478
	Total	3,53,40,440	9,11,81,478
Schedule - 7			
<u>CASH & BANK BALANCES</u>			
(a)	Cash in Hand	2,00,454	67,620
	<u>In Current Account</u>		
(b)	Canara Bank -1758	17,65,929	22,60,546
(c)	Canara Bank -61	92,051	92,051
(d)	Canara Bank - 10992	7,37,120	5,56,324
(e)	Canara Bank - 19020	3,09,431	2,85,648
(f)	Canara Bank -TMP DBT	1,665	1,03,591
	<u>In Savings Account</u>		
(g)	HDFC Bank 8139 A/c	17,25,262	11,24,121
(h)	Canara Bank TMP- Samagamam	-	10,66,630
	Total	48,31,912	55,56,532

NEHRU ARTS AND SCIENCE COLLEGE, COIMBATORE.
SCHEDULE - 5 - FIXED ASSETS FOR THE YEAR ENDED 31.03.2023

SL NO	PARTICULARS	WDV AS ON 01.04.2022	ADDITIONS		DELETION	TOTAL	RATE	DEPRECIATION		TOTAL	WDV AS ON 31.03.2023
			UP TO 3RD OCT	AFTER 3RD OCT				UP TO 3RD OCT	AFTER 3RD OCT		
1	LAND	7,20,647	-	-	-	7,20,647	-	-	-	-	7,20,647
2	BUILDING - ACADEMIC BLOCK I	20,18,395	-	-	-	20,18,395	10%	2,01,840	-	2,01,840	18,16,555
3	BUILDING - ACADEMIC BLOCK II	2,00,79,954	-	-	-	2,00,79,954	10%	20,07,995	-	20,07,995	1,80,71,959
4	BUILDING - ACADEMIC BLOCK III	3,21,89,250	-	-	-	3,21,89,250	10%	32,18,925	-	32,18,925	2,89,70,325
5	BUILDING - AUDITORIUM	18,20,211	-	-	-	18,20,211	10%	1,82,021	-	1,82,021	16,38,190
6	BUILDING - LIBRARY BLOCK	90,07,658	-	-	-	90,07,658	10%	9,00,766	-	9,00,766	81,06,892
7	BUILDING HERBAL GARDEN	5,10,082	-	-	-	5,10,082	10%	51,008	-	51,008	4,59,074
8	AIR CONDITIONER	9,57,661	-	4,12,400	-	13,70,061	10%	95,766	20,620	1,16,386	12,53,675
9	BILLIARD TABLE	12,343	-	-	-	12,343	10%	1,234	-	1,234	11,109
10	CAMERA	17,13,187	-	-	-	17,13,187	10%	1,71,319	-	1,71,319	15,41,868
11	CCTV CAMERA	7,14,523	2,60,324	9,59,625	-	19,34,472	10%	97,485	47,981	1,45,466	17,89,006
12	ELECTRICALS EQUIPMENTS	19,63,989	-	1,64,636	3,09,160	18,19,465	10%	1,65,483	8,232	1,73,715	16,45,750
13	ELECTRICAL FITTINGS	28,12,009	-	-	-	28,12,009	10%	2,81,201	-	2,81,201	25,30,808
14	EPABX	93,413	-	-	-	93,413	10%	9,341	-	9,341	84,072
15	FAX MACHINE	15,390.00	-	-	-	15,390	10%	1,539	-	1,539	13,851
16	FIRE EXTNGUISHER	1,63,105	-	-	-	1,63,105	10%	16,311	-	16,311	1,46,794
17	FRIDGE	84,199	-	-	-	84,199	10%	8,420	-	8,420	75,779
18	FURNITURE	1,05,99,136	5,62,955	33,53,463	-	1,45,15,554	10%	11,16,209	1,67,673	12,83,882	1,32,31,672
19	GAS FITTINGS	9,274	-	-	-	9,274	10%	927	-	927	8,347
20	KITCHEN EQUIPMENTS	9,90,468	-	75,827	-	10,66,295	10%	99,047	3,791	1,02,838	9,63,457
21	LAB EQUIPMENTS	74,44,535	22,19,875	1,31,75,457	-	2,28,39,867	10%	9,66,441	6,58,773	16,25,214	2,12,14,653
22	LIBRARY BOOKS	27,03,086	4,66,142	3,47,093	-	35,16,321	10%	3,16,923	17,355	3,34,278	31,82,043

23	OFFICE EQUIPMENTS	2,77,562	1,99,503	76,035	-	5,53,100	10%	47,707	3,802	51,509	5,01,591
24	OHP	26,02,130	-	1,84,874	-	27,87,004	10%	2,60,213	9,244	2,69,457	25,17,547
25	RESEARCH - LAB	9,98,102	-	-	-	9,98,102	10%	99,810	-	99,810	8,98,292
26	SOLAR STREET LIGHT	78,873	-	2,32,308	-	3,11,181	10%	7,887	11,615	19,502	2,91,679
27	SOLAR WATER HEATER	1,22,550.00	-	2,65,309	-	3,87,859	10%	12,255	13,265	25,520	3,62,339
28	SPORTS	13,60,351	-	1,51,005	-	15,11,356	10%	1,36,035	7,550	1,43,585	13,67,771
29	TELEVISION	19,474	41,980	69,629	-	1,31,083	10%	6,145	3,481	9,626	1,21,457
30	VIDEO CONFERENCE	67,557	-	-	-	67,557	10%	6,756	-	6,756	60,801
31	WATER PURIFIER	5,12,088	52,156	4,66,750	-	10,30,994	10%	56,424	23,338	79,762	9,51,232
32	XEROX MACHINE	2,36,546.00	68,440	-	-	3,04,986	10%	30,499	-	30,499	2,74,487
	TOTAL [A]	10,28,97,148	38,71,375	1,99,34,411	3,09,160.00	12,63,94,374	-	1,05,73,932	9,96,720	1,15,70,652	11,48,23,722
33	COLLEGE BUS	90,86,689	-	-	-	90,86,689	15%	13,63,003	-	13,63,003	77,23,686
34	GENERATOR	1,48,696	-	-	-	1,48,696	15%	22,304	-	22,304	1,26,392
35	MACHINERY & TOOLS	76,358	-	-	-	76,358	15%	11,454	-	11,454	64,904
36	MOTOR CAR	23,02,755	-	-	-	23,02,755	15%	3,45,413	-	3,45,413	19,57,342
37	PRINTER	2,09,502	63,012	3,67,236	-	6,39,750	15%	40,877	27,543	68,420	5,71,330
38	SEWING LOCKSTITCH MACH	56,733	-	-	-	56,733	15%	8,510	-	8,510	48,223
39	TWO WHEELER	65,721	-	-	-	65,721	15%	9,858	-	9,858	55,863
40	UPS	24,03,512	13,000	-	-	24,16,512	15%	3,62,477	-	3,62,477	20,54,035
	TOTAL [B]	1,43,49,966	76,012	3,67,236	-	1,47,93,214	-	21,63,896	27,543	21,91,439	1,26,01,775
41	COMPUTER	20,56,353	29,98,800	20,88,260	-	71,43,413	40%	20,22,061	4,17,652	24,39,713	47,03,700
	TOTAL [C]	20,56,353	29,98,800	20,88,260	-	71,43,413	-	20,22,061	4,17,652	24,39,713	47,03,700
42	Building WIP	-	24,73,182	76,08,622	-	1,00,81,804	-	-	-	-	1,00,81,804
	TOTAL [D]	-	24,73,182	76,08,622	-	1,00,81,804	-	-	-	-	1,00,81,804
	GRAND TOTAL [A+B+C+D]	11,93,04,067	94,19,369	2,99,98,529	3,09,160	15,84,12,805	-	1,47,59,889	14,41,915	1,62,01,804	14,22,11,001

NEHRU ARTS AND SCIENCE COLLEGE, COIMBATORE
SCHEDULES ANNEXED TO BALANCE SHEET

Particulars		As at	
		31.03.2023	31.03.2022
Schedule - 8			
DEPOSITS, LOANS AND ADVANCES			
(a)	Green Turn Clean and waste Energy Pvt Ltd	26,60,400	-
(b)	Advance for Expenses	19,49,693	6,64,980
(c)	Salary Advance	1,24,000	83,500
(d)	NSS Fund	1,01,610	36,610
(e)	Hawai Sign and Led LLP	2,07,700	-
(f)	Reserch and Development	1,06,602	-
(g)	Interest Receivable	2,280	-
(h)	Sundaram Finance Ltd (TDS)	26,188	46,077
(i)	TCS	2,648	-
(j)	Purplebay Home Decors Pvt Ltd	-	76,933
(k)	Covai Nursery & Landscape	-	76,000
(l)	E Art Habitat	-	80,800
(m)	Fancy Seat Covers	-	1,49,012
(n)	SH Infra	-	46,000
(o)	Technico Laboratory Products	-	60,000
(p)	Wowelse	-	12,000
Security Deposits :			
(a)	Electricity Deposit	6,56,262	6,96,447
(b)	Gas Deposit	25,450	25,450
(c)	Water Deposit	1,02,600	1,02,600
Total		59,65,433	21,56,409

NEHRU ARTS AND SCIENCE COLLEGE, COIMBATORE
SCHEDULES ANNEXED TO INCOME AND EXPENDITURE ACCOUNT

Particulars		As at	
		31.03.2023	31.03.2022
		₹	₹
<u>Schedule - 9</u>			
<u>EMPLOYEES BENEFITS</u>			
(a)	Salary	6,87,27,328	5,53,50,539
(b)	EPF	13,67,071	13,38,920
(c)	ESIC	3,79,424	3,98,030
(d)	Gratuity	6,63,233	8,52,800
(e)	Staff Welfare Expenses	12,71,479	4,58,637
Total		7,24,08,535	5,83,98,926
<u>Schedule - 10</u>			
<u>STUDENTS WELFARE EXPENSES</u>			
(a)	Awards and Prizes	9,58,339	6,61,155
(b)	Celebration Expenses	34,82,815	6,93,761
(c)	Placement Expenses	40,98,000	18,68,653
(d)	Seminar Expenses	12,68,378	3,96,145
(e)	Sports Expenses	7,24,194	1,59,951
(f)	Students Transportation	1,25,92,114	35,46,625
(g)	Student Welfare	53,67,329	87,097
(h)	Hostel Expenses	1,46,23,749	45,95,232
(i)	Student Insurance	4,03,075	3,47,875
(j)	Nehru Vigyan Scholarship	1,40,94,199	81,41,640
Total		5,76,12,193	2,04,98,134
<u>Schedule - 11</u>			
<u>REPAIRS & MAINTENANCE</u>			
(a)	AMC Charges	3,74,153	-
(b)	Building Maintenance	85,40,262	19,01,502
(c)	House Keeping	27,74,407	16,02,668
(d)	Computer Maintenance	3,96,050	1,64,327
(e)	Garden Maintenance	8,53,993	6,03,982
(f)	Generator Maintenance	14,60,833	4,76,354
(g)	Repairs & Maintenance	16,55,201	29,20,198
(h)	Electrical Maintenance	24,90,344	3,07,051
(i)	Vehicle Maintenance	16,19,134	8,79,810
Total		2,01,64,377	88,55,892
<u>Schedule - 12</u>			
<u>COMMUNICATION EXPENSES</u>			
(a)	Postage & Telephone	49,875	30,792
(b)	Internet Charges	1,20,956	2,05,320
Total		1,70,831	2,36,112

NEHRU ARTS AND SCIENCE COLLEGE, COIMBATORE
SCHEDULES ANNEXED TO INCOME AND EXPENDITURE ACCOUNT

Particulars		Year ended	
		31.03.2023	31.03.2022
		₹	₹
Schedule - 13			
GENERAL EXPENSES			
(a)	Office and Other Expenses	1,72,481	2,45,033
(b)	Insurance	1,65,061	1,81,786
(c)	Lab Consumables	7,03,468	4,42,619
(d)	Travelling Expenses	1,34,281	1,06,386
(e)	Membership Fee	83,400	91,000
(f)	Security Charges	23,23,895	21,01,779
(g)	Admission Expenses	22,79,794	39,61,500
(h)	Consultancy Charges	22,54,206	2,81,500
(i)	Charity Expenses	88,001	-
(j)	Academic Expenses	5,45,977	87,621
(k)	Inspection Expenses	1,57,796	54,005
Total		89,08,360	75,53,229
Schedule - 14			
INTEREST AND BANK CHARGES			
(a)	Bank Charges	9,430	25,913
(b)	Interest on Loan	10,574	58,738
Total		20,004	84,651