



NEHRU ARTS AND SCIENCE COLLEGE, COIMBATORE
BALANCE SHEET

Particulars	Schedule	As at	
		31.03.2019	31.03.2018
1 SOURCE OF FUNDS			
[1] <u>CAPITAL</u>			
(a) Capital	1	88,28,86,945	81,98,09,147
[2] <u>LOAN</u>			
(a) Secured Loan	2	48,19,546	1,07,35,111
[3] <u>CURRENT LIABILITIES</u>			
(a) Sundry Creditors	3	37,28,906	5,52,767
(b) Other Liabilities	4	79,13,981	68,26,365
		1,16,42,887	73,79,132
Total		89,93,49,377	83,79,23,389
2 APPLICATION OF FUNDS			
[1] <u>FIXED ASSETS</u>	5	15,15,27,574	15,19,13,035
[2] <u>TRUST ACCOUNT</u>		74,23,14,645	68,02,77,134
[3] <u>CURRENT ASSETS</u>			
(a) Cash & Bank Balances	6	39,98,019	35,57,347
(b) Deposits, Loans and Advances	7	15,09,140	21,75,873
		55,07,159	57,33,220
Total		89,93,49,377	83,79,23,389

As per our report of even date annexed
For Bindu Suresh Kumar & Associates
Chartered Accountants


For and on behalf of the Trust


E. Sureshkumar
Partner M.No: 055395




Managing Trustee

Place : Coimbatore
Date: 27.09.2019


Trustee

NEHRU ARTS AND SCIENCE COLLEGE, COIMBATORE
INCOME & EXPENDITURE ACCOUNT

Particulars	Schedule	Year ended	
		31.03.2019	31.03.2018
INCOME			
(a) Fees Received		17,03,75,878	16,32,02,237
(b) Hostel fees		1,91,22,130	1,01,65,837
(c) Bus Fees		2,70,94,958	-
(d) Interest Received		2,56,967	2,45,628
(e) Miscellaneous Income		1,92,129	15,920
A Total Income (a to e)		21,70,42,062	17,36,29,622
EXPENSES			
(a) Employees Benefits	8	5,85,56,196	5,72,02,723
(b) Students Welfare	9	5,52,83,884	2,49,38,310
(c) Advertisement		18,16,226	-
(d) Repairs & Maintenance	10	71,27,725	1,18,98,574
(e) Printing and Stationery		30,23,353	20,72,028
(f) Power and Fuel		46,30,856	45,95,940
(g) Approval and Affiliation Fees		5,67,000	8,02,250
(h) Communication Expenses	11	4,61,225	4,84,670
(i) Subscription and Periodicals		5,45,402	3,52,974
(j) General Expenses	12	61,67,231	51,90,550
(k) Interest and Bank Charges	13	7,84,432	9,50,714
(l) Depreciation		1,50,00,734	1,36,74,340
B Total Expenditure (a to l)		15,39,64,264	12,21,63,073
EXCESS OF INCOME OVER EXPENDITURE (A-B)		6,30,77,798	5,14,66,549

As per our report of even date annexed
For Bindu Suresh Kumar & Associates
Chartered Accountants

For and on behalf of the Trust



E. Sureshkumar
Partner M.No: 055395

Managing Trustee

Place : Coimbatore
Date: 27.09.2019

Trustee

NEHRU ARTS AND SCIENCE COLLEGE, COIMBATORE
SCHEDULES ANNEXED TO BALANCE SHEET

Particulars		As at	
		31.03.2019	31.03.2018
Schedule - 1			
CAPITAL			
(a)	Opening Balance	81,98,09,147	76,83,42,598
	Add : Excess of Income over Expenditure	6,30,77,798	5,14,66,549
	Total	88,28,86,945	81,98,09,147
Schedule - 2			
SECURED LOAN			
(a)	Sundaram Finance Ltd - Innova Car	3,27,615	10,63,088
(b)	Sundaram Finance Ltd - Bus 1	4,23,762	21,48,061
(c)	Sundaram Finance Ltd - Bus 2	5,62,733	20,21,864
(d)	Sundaram Finance Ltd - Bus 3	35,05,436	55,02,098
	Total	48,19,546	1,07,35,111
Schedule - 3			
SUNDRY CREDITORS			
(a)	Adit Associates Co	-	96,002
(b)	Anandha Bhojana	1,09,890	1,28,000
(c)	Gen Tailors	36,926	7,693
(d)	Jet Travels Palakkad	14,063	31,356
(e)	Micro Craft Technologies	65,947	60,300
(f)	Genuine Audio Systems	43,461	44,300
(g)	Paras Ceramics	4,800	1,81,516
(h)	Bio Line Laboratory	3,600	3,600
(i)	Abbes Biotech	1,46,000	-
(j)	Amba Hardwares	57,986	-
(k)	Anbu Bharathi Associates	18,963	-
(l)	Annai Velankanni	29,022	-
(m)	Chettinad Cement Corporation Limited	39,000	-
(n)	Dejavu The Band	15,000	-
(o)	Dharani Stationery Distributors	51,446	-
(p)	D OM PRAKASH	5,980	-
(q)	Hansa Electronics & Electricals	56,600	-
(r)	Jayam Scientific Company	3,11,339	-
(s)	JK DIGITAL STUDIO	16,000	-
(t)	Kamala Electrical	61,274	-
(u)	K S Shetty & Company	24,350	-
(v)	Lakshmi Fuels	7,48,913	-
(w)	L- MAC PAVE	17,808	-
(x)	Maharani Sports (India)	88,004	-
(y)	Micro Imagee	26,892	-
(z)	New Leather World	1,910	-
(aa)	Ponmani & Co	15,644	-
(ab)	Pooja Marbles	2,490	-

NEHRU ARTS AND SCIENCE COLLEGE, COIMBATORE
SCHEDULES ANNEXED TO BALANCE SHEET

Particulars		As at	
		31.03.2019	31.03.2018
(ac)	Shanti Books	1,32,399	-
(ad)	Sree Vinayaga News Agency	24,218	-
(ae)	Suguna Water Supply	24,400	-
(af)	The Precision Scientific Co	7,942	-
(ag)	Universal Scientific Company	12,025	-
(ah)	Xerox India Limited	6,331	-
(ai)	Amman Fabs & Structures	9,306	-
(aj)	ARA Labour Body Works	38,658	-
(ak)	Be Positive Institute for Skilling Pvt Ltd	84,420	-
(al)	Gents Tailoring House	6,14,987	-
(am)	Innovation Designers & Solutions	14,032	-
(an)	M Sathish Kumar	1,70,517	-
(ao)	S D Fashions	7,533	-
(ap)	Select Retreading Pvt.Ltd	57,893	-
(aq)	Skywalk Media	17,699	-
(ar)	Sri Vinayaka Catering Service	47,132	-
(as)	Taste of India	86,800	-
(at)	Tirupthi Caterers	1,77,136	-
(au)	Vaishnavi Printers	19,734	-
(av)	VPS Enterprises	1,62,436	-
	Total	37,28,906	5,52,767
Schedule - 4			
	<u>OTHER LIABILITIES</u>		
(a)	Salary Payable	46,18,796	37,08,701
(b)	Exam Fund (University)	3,44,696	3,91,711
(c)	Electricity Payable	4,38,306	4,22,433
(d)	ESI Payable	1,00,397	1,35,553
(e)	EPF Payable	2,84,634	3,95,497
(f)	TDS Payable	65,100	50,550
(g)	Retention Payable	9,24,381	9,55,086
(h)	Principal A/c	8,62,359	7,42,684
(i)	Scholarship Payable	84,000	24,150
(j)	Expenses Payable	36,312	-
(k)	Booking Fees	1,55,000	-
	Total	79,13,981	68,26,365
Schedule - 5			
	<u>FIXED ASSETS</u>		
(a)	Gross Block	16,65,28,308	16,55,87,375
	Less : Depreciation	1,50,00,734	1,36,74,340
	Total	15,15,27,574	15,19,13,035

NEHRU ARTS AND SCIENCE COLLEGE, COIMBATORE.
SCHEDULE - 5 - FIXED ASSETS FOR THE YEAR ENDED 31.03.2019

Sl. No	PARTICULARS	WDV AS	ADDITIONS		DELETION	TOTAL	RATE	DEPRECIATION		TOTAL	WDV AS
		ON01.04.2018	BEFORE SEPT	AFTER SEPT		UP TO SEPT		AFTER SEPT	ON31.03.2019		
1	LAND	7,20,647				7,20,647	-	-	-	-	7,20,647
2	BUILDING - ACADEMIC BLOCK I	30,76,353				30,76,353	10%	3,07,635	-	3,07,635	27,68,718
3	BUILDING - ACADEMIC BLOCK II	3,06,05,021				3,06,05,021	10%	30,60,502	-	30,60,502	2,75,44,519
4	BUILDING - AUDITORIUM	27,74,289				27,74,289	10%	2,77,429	-	2,77,429	24,96,860
5	BUILDING - LIBRARY BLOCK	1,37,29,094				1,37,29,094	10%	13,72,909	-	13,72,909	1,23,56,185
6	BUILDING HERBAL GARDEN	7,77,446				7,77,446	10%	77,745	-	77,745	6,99,701
7	AIR CONDITIONER	10,33,918	2,65,500			12,99,418	10%	1,29,942	-	1,29,942	11,69,476
8	BILLIARD TABLE	18,813				18,813	10%	1,881	-	1,881	16,932
9	CAMERA	11,69,025				11,69,025	10%	1,16,903	-	1,16,903	10,52,122
10	CCTV CAMERA	6,32,911				6,32,911	10%	63,291	-	63,291	5,69,620
11	ELECTRICALS EQUIPMENTS	23,80,272	24,192			25,34,264	10%	2,40,446	6,490	2,46,936	22,87,328
12	ELECTRICAL FITTINGS	39,43,137	40,174			40,80,488	10%	3,98,331	4,859	4,03,190	36,77,298
13	EPABX	1,42,376				1,42,376	10%	14,238	-	14,238	1,28,138
14	FIRE EXTINGUISHER	2,48,599				2,48,599	10%	24,860	-	24,860	2,23,739
15	FRIDGE	1,02,921				1,02,921	10%	10,292	-	10,292	92,629
16	FURNITURE	1,47,99,527				1,48,81,477	10%	14,79,953	4,098	14,84,051	1,33,97,426
17	GAS FITTINGS	14,135				14,135	10%	1,414	-	1,414	12,721
18	KITCHEN EQUIPMENTS	7,93,561				7,93,561	10%	79,356	-	79,356	7,14,205
19	LAB EQUIPMENTS	56,48,485	6,10,536			63,15,621	10%	6,25,902	2,830	6,28,732	56,86,889
20	LIBRARY BOOKS	33,35,527	2,31,888			37,53,214	10%	3,56,742	9,290	3,66,032	33,87,182
21	OFFICE EQUIPMENTS	94,332	2,56,473			3,50,805	10%	35,081	-	35,081	3,15,724
22	OHP	6,23,068	10,56,195			18,78,331	10%	1,67,926	9,953	1,77,879	17,00,452
23	RESEARCH - LAB	15,21,266				15,21,266	10%	1,52,127	-	1,52,127	13,69,139

24	SOLAR STREET LIGHT	1,20,214							1,20,214	10%	12,021	-	12,021	1,08,193
25	SPORTS	17,71,729							17,71,729	10%	1,77,173	-	1,77,173	15,94,556
26	TELEVISION	29,681							29,681	10%	2,968	-	2,968	26,713
27	VIDEO CONFERENCE	1,02,967							1,02,967	10%	10,297	-	10,297	92,670
28	WATER PURIFIER	7,24,902				52,675			7,77,577	10%	72,490	2,634	75,124	7,02,453
29	XEROX MACHINE	3,07,461.00				3,700			3,11,161	10%	30,746	185	30,931	2,80,230
	[A]	9,12,41,677	24,84,958	8,06,769	0	9,45,33,404			93,00,600	-	40,339		93,40,939	8,51,92,465
30	COLLEGE BUS	1,68,33,133	12,74,628			1,81,07,761			27,16,164	15%	27,16,164	-	27,16,164	1,53,91,597
31	GENERATOR	2,84,855				2,84,855			42,728	15%	42,728	-	42,728	2,42,127
32	MACHINERY & TOOLS	1,10,687				1,10,687			16,603	15%	16,603	-	16,603	94,084
33	MOTOR CAR	17,79,501				17,79,501			2,66,925	15%	2,66,925	-	2,66,925	15,12,576
34	PRINTER	1,95,435	35,800			2,31,235			34,685	15%	34,685	-	34,685	1,96,550
35	SEWING LOCKSTITCH MACH	1,08,684				1,08,684			16,303	15%	16,303	-	16,303	92,381
36	TWO WHEELER	1,25,900				1,25,900			18,885	15%	18,885	-	18,885	1,07,015
37	UPS	11,55,484				11,55,484			1,73,323	15%	1,73,323	-	1,73,323	9,82,161
	[B]	2,05,93,679	13,10,428	0	0	2,19,04,107			32,85,616	-	32,85,616		32,85,616	1,86,18,491
38	COMPUTER	9,98,344	49,37,104			59,35,448			23,74,179	40%	23,74,179	-	23,74,179	35,61,269
	[C]	9,98,344	49,37,104	-	-	59,35,448			23,74,179	-	23,74,179		23,74,179	35,61,269
	BUILDING WORK IN PROGRESS													
39	BUILDING - ACADEMIC BLOCK III	3,90,79,335	42,31,848	8,44,166		4,41,55,349			-	-	-	-	-	4,41,55,349
	[D]	3,90,79,335	42,31,848	8,44,166	-	4,41,55,349			-	-	-	-	-	4,41,55,349
	GRAND TOTAL [A+B+C]	15,19,13,035	1,29,64,338	16,50,935	0	16,65,28,308			1,49,60,395	-	40,339		1,50,00,734	15,15,27,574

NEHRU ARTS AND SCIENCE COLLEGE, COIMBATORE
SCHEDULES ANNEXED TO BALANCE SHEET

Particulars		As at	
		31.03.2019	31.03.2018
<u>Schedule - 6</u>			
<u>CASH & BANK BALANCES</u>			
(a)	Cash in Hand	15,94,330	3,73,666
<u>In Current Account</u>			
(a)	State Bank of India-146	1,51,926	2,96,031
(b)	Syndicate Bank -1758	10,55,022	20,89,440
(c)	Syndicate Bank -61	6,64,905	1,95,983
(d)	Syndicate Bank - 10992	1,85,474	1,73,799
(e)	Syndicate Bank - 19020	2,59,633	2,52,905
(f)	Syndicate Bank	1,000	-
(g)	Indian Overseas Bank	32,510	1,22,304
<u>In Fixed Deposits Account</u>			
(a)	Fixed Deposit- Syndicate Bank (Endowment Deposit)	53,219	53,219
Total		39,98,019	35,57,347
<u>Schedule - 7</u>			
<u>DEPOSITS, LOANS AND ADVANCES</u>			
(a)	ADS Mannequins	26,304	26,304
(b)	Advance for Expenses	5,39,615	4,71,734
(c)	Salary Advance	29,250	15,000
(d)	NSS Fund	22,725	22,725
(e)	Urbanedge Hotels Pvt Ltd(Hotel Aloft)	-	15,713
(f)	Visanthi & Co	-	1,25,000
(g)	Yash Tour & Travels	59,555	6,81,900
(h)	Sapna Book House	14,194	-
<u>Security Deposits :</u>			
(a)	Electricity Deposit	6,96,447	6,96,447
(b)	Gas Deposit	16,950	16,950
(c)	Telephone Deposit	1,500	1,500
(d)	Water Deposit	1,02,600	1,02,600
Total		15,09,140	21,75,873

NEHRU ARTS AND SCIENCE COLLEGE, COIMBATORE
SCHEDULES ANNEXED TO INCOME AND EXPENDITURE ACCOUNT

Particulars		Year ended	
		31.03.2019	31.03.2018
<u>Schedule - 8</u>			
<u>EMPLOYEES BENEFITS</u>			
(a)	Salary	5,56,83,879	5,18,23,195
(c)	EPF	18,43,770	34,48,947
(b)	ESIC	8,56,343	16,13,751
(d)	Staff Welfare Expenses	1,72,204	3,16,830
	Total	5,85,56,196	5,72,02,723
<u>Schedule - 9</u>			
<u>STUDENTS WELFARE EXPENSES</u>			
(a)	Awards and Prizes	19,47,182	16,55,890
(b)	Celebration Expenses	37,45,321	58,34,201
(c)	Placement Expenses	26,63,418	13,72,323
(d)	Seminar Expenses	9,25,363	5,84,105
(e)	Sports Expenses	11,37,577	6,19,150
(f)	Students Transportation Charges	3,23,14,646	73,85,704
(g)	Student Welfare	19,65,443	32,60,187
(h)	Hostel Expenses	69,87,684	-
(i)	Nehru Vigyan Scholarship	35,97,250	42,26,750
	Total	5,52,83,884	2,49,38,310
<u>Schedule - 10</u>			
<u>REPAIRS & MAINTENANCE</u>			
(a)	Building Maintenance	2,68,985	44,66,514
(b)	House Keeping	22,79,784	23,33,977
(c)	Computer Maintenance	76,571	2,32,628
(d)	Garden Maintenance	8,27,658	10,71,340
(e)	Generator Maintenance	1,21,052	1,41,198
(f)	Repairs & Maintenance	31,79,872	18,43,507
(g)	Vehicle Maintenance	3,73,803	18,09,410
	Total	71,27,725	1,18,98,574
<u>Schedule - 11</u>			
<u>COMMUNICATION EXPENSES</u>			
(a)	Postage & Telephone	81,265	80,490
(b)	Internet Charges	3,79,960	3,98,283
(c)	Website Expenses	-	5,897
	Total	4,61,225	4,84,670

