



NEHRU ARTS AND SCIENCE COLLEGE

(An Autonomous Institution Affiliated to Bharathiar University)
Nehru Gardens, Thirumalayampalayam, Coimbatore - 641 105, Tamil Nadu



EXTERNAL FINANCIAL AUDIT REPORT

NEHRU ARTS AND SCIENCE COLLEGE, COIMBATORE
BALANCE SHEET

Particulars	Schedule	As at	
		31.03.2018	31.03.2017
		₹	₹
1 SOURCE OF FUNDS			
[1] CAPITAL			
(a) Capital	1	81,98,09,147	76,83,42,598
[2] LOAN			
(a) Secured Loan	2	1,07,35,111	87,98,094
[3] CURRENT LIABILITIES			
(a) Sundry Creditors	3	5,52,767	10,95,892
(b) Other Liabilities	4	68,26,365	57,48,155
		73,79,132	68,44,047
Total		83,79,23,389	78,39,84,739
2 APPLICATION OF FUNDS			
[1] FIXED ASSETS	5	15,19,13,035	13,83,49,587
[2] TRUST ACCOUNT		68,02,77,134	62,01,97,896
[3] CURRENT ASSETS			
(a) Cash & Bank Balances	6	35,57,347	2,44,54,753
(b) Deposits, Loans and Advances	7	21,75,873	9,82,502
		57,33,220	2,54,37,255
Total		83,79,23,389	78,39,84,739

As per our report of even date annexed
For Bindu Suresh Kumar & Associates
Chartered Accountants

For and on behalf of the Trust

E. Sureshkumar

Partner M.No: 055395



[Handwritten Signature]

Managing Trustee

[Handwritten Signature]

Trustee

Place : Coimbatore

Date : 14.08.2018

NEHRU ARTS AND SCIENCE COLLEGE, COIMBATORE
INCOME & EXPENDITURE ACCOUNT

Particulars	Schedule	Year ended	
		31.03.2018	31.03.2017
		₹	₹
<u>INCOME</u>			
(a) Fees Received		16,32,02,237	16,29,73,667
(b) Hostel fees		1,01,65,837	-
(c) Interest Received		2,45,628	7,33,543
(d) Miscellaneous Income		15,920	2,53,497
A Total Income (a to c)		17,36,29,622	16,39,60,707
<u>EXPENSES</u>			
(a) Employees Benefits	8	5,72,02,723	4,73,35,286
(b) Students Welfare	9	2,49,38,310	1,86,02,040
(c) Advertisement		-	2,04,527
(d) Repairs & Maintenance	10	1,18,98,574	1,12,18,101
(e) Printing and Stationery		20,72,028	26,25,304
(f) Power and Fuel		45,95,940	47,58,500
(g) Approval and Affiliation Fees		8,02,250	7,61,125
(h) Communication Expenses	11	4,84,670	6,78,918
(i) Subscription and Periodicals		3,52,974	1,26,176
(j) General Expenses	12	51,90,550	38,89,243
(k) Interest and Bank Charges		9,50,714	6,59,712
(l) Depreciation		1,36,74,340	1,38,66,388
B Total Expenditure (a to l)		12,21,63,073	10,47,25,320
EXCESS OF INCOME OVER EXPENDITURE (A-B)		5,14,66,549	5,92,35,387

As per our report of even date annexed
For Bindu Suresh Kumar & Associates
Chartered Accountants

For and on behalf of the Trust

E.Sureshkumar
Partner M.No: 055395

Managing Trustee



[Handwritten Signature]

Trustee

Place : Coimbatore
Date : 14.08.2018

NEHRU ARTS AND SCIENCE COLLEGE, COIMBATORE
SCHEDULES ANNEXED TO BALANCE SHEET

Particulars		As at	
		31.03.2018	31.03.2017
		₹	₹
Schedule - 1			
	CAPITAL		
(a)	Opening Balance	76,83,42,598	70,91,07,211
	Add : Excess of Income over Expenditure	5,14,66,549	5,92,35,387
	Total	81,98,09,147	76,83,42,598
Schedule - 2			
	SECURED LOAN		
(a)	Sundaram Finance Ltd - Innova Car	10,63,088	17,32,158
(b)	Sundaram Finance Ltd - Bus 1	21,48,061	35,90,257
(c)	Sundaram Finance Ltd - Bus 2	20,21,864	34,75,679
(d)	Sundaram Finance Ltd - Bus 3	55,02,098	-
	Total	1,07,35,111	87,98,094
Schedule - 3			
	SUNDRY CREDITORS		
(a)	Abbes Biotech	-	88,862
(b)	Anandha Bhojana	1,28,000	-
(c)	Gen Tailors	7,693	-
(d)	Jet Travels Palakkad	31,356	-
(e)	Micro Craft Technologies	60,300	-
(f)	Genuine Audio Systems	44,300	-
(g)	Paras Ceramics	1,81,516	-
(h)	VPS Enterprises	-	1,25,186
(i)	Bio Line Laboratory	3,600	3,600
(j)	Emperor Secure Line	-	47,600
(k)	Seedz	-	39,803
(l)	Sri Vinayaka Catering Service	-	30,000
(m)	Visanthi & Co	-	1,12,100
(n)	Yash Tour & Travels	-	21,375
(o)	Adit Associates Co	96,002	47,132
(p)	Bharath Sanchar Nigam Limited	-	84,985
(q)	Britt Envirotech	-	12,915
(r)	Dharani Stationery Distributors	-	15,298
(s)	Lab Needs	-	91,208
(t)	Medox Biotech India Pvt Ltd	-	1,46,345
(u)	Ponmani & Co.,	-	30,791
(v)	Shankar Timber Mart	-	80,942
(w)	Shree Systemss	-	8,395
(x)	Siva Scientific Company	-	92,765
(y)	Your's Stationeries	-	16,590
	Total	5,52,767	10,95,892

NEHRU ARTS AND SCIENCE COLLEGE, COIMBATORE
SCHEDULES ANNEXED TO BALANCE SHEET

Particulars		As at	
		31.03.2018	31.03.2017
		₹	₹
<u>Schedule - 4</u>			
	<u>OTHER LIABILITIES</u>		
(a)	Salary Payable	37,08,701	38,79,534
(b)	Exam Fund (University)	3,91,711	4,27,628
(c)	Electricity Payable	4,22,433	4,30,649
(d)	ESI Payable	1,35,553	8,822
(e)	EPF Payable	3,95,497	29,737
(f)	TDS Payable	50,550	36,600
(g)	Retention Payable	9,55,086	3,61,294
(h)	Principal A/c	7,42,684	5,73,891
(i)	Scholarship Payable	24,150	-
	Total	68,26,365	57,48,155
<u>Schedule - 5</u>			
	<u>FIXED ASSETS</u>		
(a)	Gross Block	16,55,87,375	15,22,15,975
	Less : Depreciation	1,36,74,340	1,38,66,388
	Total	15,19,13,035	13,83,49,587
<u>Schedule - 6</u>			
	<u>CASH & BANK BALANCES</u>		
(a)	Cash in Hand	3,73,666	10,73,903
	<u>In Current Account</u>		
(b)	Punjab National Bank	-	13,430
(c)	SBI-Ottapalam	-	13,592
(d)	State Bank of India-146	2,96,031	5,32,705
(e)	Syndicate Bank -1758	20,89,440	28,46,519
(f)	Syndicate Bank -61	1,95,983	18,29,374
(g)	Syndicate Bank - 10992	1,73,799	5,006
(h)	Syndicate Bank - 19020	2,52,905	78,44,219
(i)	Indian Overseas Bank	1,22,304	1,22,304
	<u>In Fixed Deposits Account</u>		
(a)	Fixed Deposit- Syndicate Bank	-	1,01,20,483
(b)	Fixed Deposit- Syndicate Bank (Endowment Deposit)	53,219	53,219
	Total	35,57,347	2,44,54,753

NEHRU ARTS AND SCIENCE COLLEGE, COIMBATORE.
SCHEDULE - 5 - FIXED ASSETS FOR THE YEAR ENDED 31-03-2018

SL NO	PARTICULARS	WDV AS ON 01.04.2017	ADDITIONS		DELETION	TOTAL	RATE	DEPRECIATION		TOTAL	WDV AS ON 31.03.2018
			BEFORE SEPT	AFTER SEPT				UP TO SEPT	AFTER SEPT		
1	LAND	7,20,647	-	-	-	7,20,647	-	-	-	-	7,20,647
2	BUILDING - ACADEMIC BLOCK I	34,18,170	-	-	-	34,18,170	10%	3,41,817	-	3,41,817	30,76,353
3	BUILDING - ACADEMIC BLOCK II	3,40,05,579	-	-	-	3,40,05,579	10%	34,00,558	-	34,00,558	3,06,05,021
4	BUILDING - AUDITORIUM	30,82,543	-	-	-	30,82,543	10%	3,08,254	-	3,08,254	27,74,289
5	BUILDING - LIBRARY BLOCK	1,52,54,549	-	-	-	1,52,54,549	10%	15,25,455	-	15,25,455	1,37,29,094
6	BUILDING HERBAL GARDEN	-	8,63,829	-	-	8,63,829	10%	86,383	-	86,383	7,77,446
7	AIR CONDITIONER	9,42,056	2,06,742	-	-	11,48,798	10%	1,14,880	-	1,14,880	10,33,918
8	BILLIARD TABLE	20,903	-	-	-	20,903	10%	2,090	-	2,090	18,813
9	CAMERA	7,45,021	2,47,700	2,90,080	-	12,82,801	10%	99,272	14,504	1,13,776	11,69,025
10	CCTV CAMERA	7,03,234	-	-	-	7,03,234	10%	70,323	-	70,323	6,32,911
11	ELECTRIALS EQUIPMENTS	23,55,711	-	2,73,823	-	26,29,534	10%	2,35,571	13,691	2,49,262	23,80,272
12	ELECTRICAL FITTINGS	41,21,470	2,25,483	32,504	-	43,79,457	10%	4,34,695	1,625	4,36,320	39,43,137
13	EPABX	1,58,196	-	-	-	1,58,196	10%	15,820	-	15,820	1,42,376
14	FIRE EXTNGUISHER	2,76,221	-	-	-	2,76,221	10%	27,622	-	27,622	2,48,599
15	FRIDGE	1,357	1,13,000	-	-	1,14,357	10%	11,436	-	11,436	1,02,921
16	FURNITURE	1,34,77,393	26,36,365	3,12,784	-	1,64,26,542	10%	16,11,376	15,639	16,27,015	1,47,99,527
17	GAS FITTINGS	15,706	-	-	-	15,706	10%	1,571	-	1,571	14,135
18	KITCHEN EQUIPMENTS	6,22,877	2,58,858	-	-	8,81,735	10%	88,174	-	88,174	7,93,561
19	LAB EQUIPMENTS	54,71,875	6,82,869	1,14,963	-	62,69,707	10%	6,15,474	5,748	6,21,222	56,48,485
20	RESEARCH - LAB	16,90,296	-	-	-	16,90,296	10%	1,69,030	-	1,69,030	15,21,266
21	LIBRARY BOOKS	35,13,870	89,195	97,652	-	37,00,717	10%	3,60,307	4,883	3,65,190	33,35,527
22	OFFICE EQUIPMENTS	36,799	68,014	-	-	1,04,813	10%	10,481	-	10,481	94,332
23	OHP	5,50,418	1,41,880	-	-	6,92,298	10%	69,230	-	69,230	6,23,068

24	SPORTS	17,19,888	1,71,382	73,248	-	19,64,518	10%	1,89,127	3,662	1,92,789	17,71,729
25	TELEVISION	32,979	-	-	-	32,979	10%	3,298	-	3,298	29,681
26	VIDEO CONFERENCE	1,14,408	-	-	-	1,14,408	10%	11,441	-	11,441	1,02,967
27	SOLAR STREET LIGHT	1,33,571	-	-	-	1,33,571	10%	13,357	-	13,357	1,20,214
28	XEROX MACHINE	3,41,623.00	-	-	-	3,41,623	10%	34,162	-	34,162	3,07,461
29	WATER PURIFIER	7,11,236	42,197	49,276	-	8,02,709	10%	75,343	2,464	77,807	7,24,902
	[A]	9,42,38,596	57,47,514	12,44,330	-	10,12,30,440	-	99,26,547	62,216	99,88,763	9,12,41,677
30	TWO WHEELER	72,777	-	69,232	-	1,42,009	15%	10,917	5,192	16,109	1,25,900
31	SEWING LOCKSTITCH MACH	1,27,864	-	-	-	1,27,864	15%	19,180	-	19,180	1,08,684
32	UPS	11,82,193	1,77,200	-	-	13,59,393	15%	2,03,909	-	2,03,909	11,55,484
33	GENERATOR	3,35,123	-	-	-	3,35,123	15%	50,268	-	50,268	2,84,855
34	PRINTER	1,49,463	33,900	42,785	-	2,26,148	15%	27,504	3,209	30,713	1,95,435
35	MOTOR CAR	20,93,531.00	-	-	-	20,93,531	15%	3,14,030	-	3,14,030	17,79,501
36	MACHINERY & TOOLS	1,30,220	-	-	-	1,30,220	15%	19,533	-	19,533	1,10,687
37	COLLEGE BUS	1,30,15,684	-	62,37,624	-	1,92,53,308	15%	19,52,353	4,67,822	24,20,175	1,68,33,133
	[B]	1,71,06,855	2,11,100	63,49,641	-	2,36,67,596	-	25,97,694	4,76,223	30,73,917	2,05,93,679
38	COMPUTER	5,71,125	8,77,169	1,61,710	-	16,10,004	40%	5,79,318	32,342	6,11,660	9,98,344
	[C]	5,71,125	8,77,169	1,61,710	-	16,10,004	-	5,79,318	32,342	6,11,660	9,98,344
	BUILDING WORK IN PROGRESS										
39	BUILDING - ACADEMIC BLOCK III	2,64,33,011	-	1,26,46,324	-	3,90,79,335	-	-	-	-	3,90,79,335
	[D]	2,64,33,011	-	1,26,46,324	-	3,90,79,335	-	-	-	-	3,90,79,335
	GRAND TOTAL [A+B+C]	13,83,49,587	68,35,783	2,04,02,005	-	16,55,87,375	-	1,31,03,559	5,70,781	1,36,74,340	15,19,13,035

NEHRU ARTS AND SCIENCE COLLEGE, COIMBATORE
SCHEDULES ANNEXED TO BALANCE SHEET

Particulars		As at	
		31.03.2018	31.03.2017
		₹	₹
<u>Schedule - 7</u>			
<u>DEPOSITS, LOANS AND ADVANCES</u>			
(a)	ADS Mannequins	26,304	-
(b)	K S Shetty & Company	-	40,000
(c)	Micro Craft Technologies	-	20,000
(d)	Advance for Expenses	4,71,734	1,84,105
(e)	Salary Advance	15,000	23,500
(f)	NSS Fund	22,725	-
(g)	Urbanedge Hotels Pvt Ltd(Hotel Aloft)	15,713	-
(h)	Visanthi & Co	1,25,000	-
(i)	Yash Tour & Travels	6,81,900	-
<u>Security Deposits :</u>			
(a)	Electricity Deposit	6,96,447	6,96,447
(b)	Gas Deposit	16,950	16,950
(c)	Telephone Deposit	1,500	1,500
(d)	Water Deposit	1,02,600	-
Total		21,75,873	9,82,502

NEHRU ARTS AND SCIENCE COLLEGE, COIMBATORE
SCHEDULES ANNEXED TO INCOME AND EXPENDITURE ACCOUNT


Particulars		Year ended	
		31.03.2018	31.03.2017
		₹	₹
<u>Schedule - 8</u>			
<u>EMPLOYEES BENEFITS</u>			
(a)	Salary	5,18,23,195	4,69,05,242
(c)	EPF	34,48,947	2,16,930
(b)	ESIC	16,13,751	78,311
(d)	Staff Welfare Expenses	3,16,830	1,34,803
Total		5,72,02,723	4,73,35,286
<u>Schedule - 9</u>			
<u>STUDENTS WELFARE EXPENSES</u>			
(a)	Awards and Prizes	16,55,890	14,87,663
(b)	Celebration Expenses	58,34,201	27,83,574
(c)	Placement Expenses	13,72,323	13,95,214
(d)	Seminar Expenses	5,84,105	3,36,943
(e)	Sports Expenses	6,19,150	8,48,127
(f)	Students Transportation Charges	73,85,704	72,10,612
(g)	Student Welfare	32,60,187	24,34,657
(h)	Nehru Vigyan Scholarship	42,26,750	21,05,250
Total		2,49,38,310	1,86,02,040
<u>Schedule - 10</u>			
<u>REPAIRS & MAINTENANCE</u>			
(a)	Building Maintenance	44,66,514	9,34,085
(b)	House Keeping	23,33,977	19,39,312
(c)	Computer Maintenance	2,32,628	1,00,880
(d)	Garden Maintenance	10,71,340	25,28,023
(e)	Generator Maintenance	1,41,198	3,442
(f)	Repairs & Maintenance	18,43,507	38,95,431
(g)	Vehicle Maintenance	18,09,410	18,16,928
Total		1,18,98,574	1,12,18,101
<u>Schedule - 11</u>			
<u>COMMUNICATION EXPENSES</u>			
(a)	Postage & Telephone	80,490	81,722
(b)	Internet Charges	3,98,283	5,97,196
(c)	Website Expenses	5,897	-
Total		4,84,670	6,78,918

NEHRU ARTS AND SCIENCE COLLEGE, COIMBATORE
BALANCE SHEET

Particulars	Schedule	As at	
		31.03.2019	31.03.2018
1 SOURCE OF FUNDS			
[1] <u>CAPITAL</u>			
(a) Capital	1	88,28,86,945	81,98,09,147
[2] <u>LOAN</u>			
(a) Secured Loan	2	48,19,546	1,07,35,111
[3] <u>CURRENT LIABILITIES</u>			
(a) Sundry Creditors	3	37,28,906	5,52,767
(b) Other Liabilities	4	79,13,981	68,26,365
		1,16,42,887	73,79,132
Total		89,93,49,377	83,79,23,389
2 APPLICATION OF FUNDS			
[1] <u>FIXED ASSETS</u>	5	15,15,27,574	15,19,13,035
[2] <u>TRUST ACCOUNT</u>		74,23,14,645	68,02,77,134
[3] <u>CURRENT ASSETS</u>			
(a) Cash & Bank Balances	6	39,98,019	35,57,347
(b) Deposits, Loans and Advances	7	15,09,140	21,75,873
		55,07,159	57,33,220
Total		89,93,49,377	83,79,23,389

As per our report of even date annexed
For Bindu Suresh Kumar & Associates
Chartered Accountants

For and on behalf of the Trust



E.Sureshkumar
Partner M.No: 055395

Managing Trustee

Trustee

Place : Coimbatore
Date: 27.09.2019

NEHRU ARTS AND SCIENCE COLLEGE, COIMBATORE
INCOME & EXPENDITURE ACCOUNT

Particulars	Schedule	Year ended	
		31.03.2019	31.03.2018
INCOME			
(a) Fees Received		17,03,75,878	16,32,02,237
(b) Hostel fees		1,91,22,130	1,01,65,837
(c) Bus Fees		2,70,94,958	-
(d) Interest Received		2,56,967	2,45,628
(e) Miscellaneous Income		1,92,129	15,920
A Total Income (a to e)		21,70,42,062	17,36,29,622
EXPENSES			
(a) Employees Benefits	8	5,85,56,196	5,72,02,723
(b) Students Welfare	9	5,52,83,884	2,49,38,310
(c) Advertisement		18,16,226	-
(d) Repairs & Maintenance	10	71,27,725	1,18,98,574
(e) Printing and Stationery		30,23,353	20,72,028
(f) Power and Fuel		46,30,856	45,95,940
(g) Approval and Affiliation Fees		5,67,000	8,02,250
(h) Communication Expenses	11	4,61,225	4,84,670
(i) Subscription and Periodicals		5,45,402	3,52,974
(j) General Expenses	12	61,67,231	51,90,550
(k) Interest and Bank Charges	13	7,84,432	9,50,714
(l) Depreciation		1,50,00,734	1,36,74,340
B Total Expenditure (a to l)		15,39,64,264	12,21,63,073
EXCESS OF INCOME OVER EXPENDITURE (A-B)		6,30,77,798	5,14,66,549

As per our report of even date annexed
For Bindu Suresh Kumar & Associates
Chartered Accountants

For and on behalf of the Trust



E. Sureshkumar
Partner M.No: 055395

Managing Trustee

Trustee

Place : Coimbatore
Date: 27.09.2019

NEHRU ARTS AND SCIENCE COLLEGE, COIMBATORE
SCHEDULES ANNEXED TO BALANCE SHEET

Particulars		As at	
		31.03.2019	31.03.2018
Schedule - 1			
CAPITAL			
(a)	Opening Balance	81,98,09,147	76,83,42,598
	Add : Excess of Income over Expenditure	6,30,77,798	5,14,66,549
	Total	88,28,86,945	81,98,09,147
Schedule - 2			
SECURED LOAN			
(a)	Sundaram Finance Ltd - Innova Car	3,27,615	10,63,088
(b)	Sundaram Finance Ltd - Bus 1	4,23,762	21,48,061
(c)	Sundaram Finance Ltd - Bus 2	5,62,733	20,21,864
(d)	Sundaram Finance Ltd - Bus 3	35,05,436	55,02,098
	Total	48,19,546	1,07,35,111
Schedule - 3			
SUNDRY CREDITORS			
(a)	Adit Associates Co	-	96,002
(b)	Anandha Bhojana	1,09,890	1,28,000
(c)	Gen Tailors	36,926	7,693
(d)	Jet Travels Palakkad	14,063	31,356
(e)	Micro Craft Technologies	65,947	60,300
(f)	Genuine Audio Systems	43,461	44,300
(g)	Paras Ceramics	4,800	1,81,516
(h)	Bio Line Laboratory	3,600	3,600
(i)	Abbes Biotech	1,46,000	-
(j)	Amba Hardwares	57,986	-
(k)	Anbu Bharathi Associates	18,963	-
(l)	Annai Velankanni	29,022	-
(m)	Chettinad Cement Corporation Limited	39,000	-
(n)	Dejavu The Band	15,000	-
(o)	Dharani Stationery Distributors	51,446	-
(p)	D OM PRAKASH	5,980	-
(q)	Hansa Electronics & Electricals	56,600	-
(r)	Jayam Scientific Company	3,11,339	-
(s)	JK DIGITAL STUDIO	16,000	-
(t)	Kamala Electrical	61,274	-
(u)	K S Shetty & Company	24,350	-
(v)	Lakshmi Fuels	7,48,913	-
(w)	L- MAC PAVE	17,808	-
(x)	Maharani Sports (India)	88,004	-
(y)	Micro Imagee	26,892	-
(z)	New Leather World	1,910	-
(aa)	Ponmani & Co	15,644	-
(ab)	Pooja Marbles	2,490	-

NEHRU ARTS AND SCIENCE COLLEGE, COIMBATORE
SCHEDULES ANNEXED TO BALANCE SHEET

Particulars		As at	
		31.03.2019	31.03.2018
(ac)	Shanti Books	1,32,399	-
(ad)	Sree Vinayaga News Agency	24,218	-
(ae)	Suguna Water Supply	24,400	-
(af)	The Precision Scientific Co	7,942	-
(ag)	Universal Scientific Company	12,025	-
(ah)	Xerox India Limited	6,331	-
(ai)	Amman Fabs & Structures	9,306	-
(aj)	ARA Labour Body Works	38,658	-
(ak)	Be Positive Institute for Skilling Pvt Ltd	84,420	-
(al)	Gents Tailoring House	6,14,987	-
(am)	Innovation Designers & Solutions	14,032	-
(an)	M Sathish Kumar	1,70,517	-
(ao)	S D Fashions	7,533	-
(ap)	Select Retreading Pvt.Ltd	57,893	-
(aq)	Skywalk Media	17,699	-
(ar)	Sri Vinayaka Catering Service	47,132	-
(as)	Taste of India	86,800	-
(at)	Tirupthi Caterers	1,77,136	-
(au)	Vaishnavi Printers	19,734	-
(av)	VPS Enterprises	1,62,436	-
	Total	37,28,906	5,52,767
Schedule - 4			
	<u>OTHER LIABILITIES</u>		
(a)	Salary Payable	46,18,796	37,08,701
(b)	Exam Fund (University)	3,44,696	3,91,711
(c)	Electricity Payable	4,38,306	4,22,433
(d)	ESI Payable	1,00,397	1,35,553
(e)	EPF Payable	2,84,634	3,95,497
(f)	TDS Payable	65,100	50,550
(g)	Retention Payable	9,24,381	9,55,086
(h)	Principal A/c	8,62,359	7,42,684
(i)	Scholarship Payable	84,000	24,150
(j)	Expenses Payable	36,312	-
(k)	Booking Fees	1,55,000	-
	Total	79,13,981	68,26,365
Schedule - 5			
	<u>FIXED ASSETS</u>		
(a)	Gross Block	16,65,28,308	16,55,87,375
	Less : Depreciation	1,50,00,734	1,36,74,340
	Total	15,15,27,574	15,19,13,035

NEHRU ARTS AND SCIENCE COLLEGE, COIMBATORE.

SCHEDULE - 5 - FIXED ASSETS FOR THE YEAR ENDED 31.03.2019

SL NO	PARTICULARS	WDV AS ON01.04.2018	ADDITIONS		DELETION	TOTAL	RATE	DEPRECIATION		TOTAL	WDV AS ON31.03.2019
			BEFORE SEPT	AFTER SEPT				UP TO SEPT	AFTER SEPT		
1	LAND	7,20,647				7,20,647	-	-	-	-	7,20,647
2	BUILDING - ACADEMIC BLOCK I	30,76,353				30,76,353	10%	3,07,635	-	3,07,635	27,68,718
3	BUILDING - ACADEMIC BLOCK II	3,06,05,021				3,06,05,021	10%	30,60,502	-	30,60,502	2,75,44,519
4	BUILDING - AUDITORIUM	27,74,289				27,74,289	10%	2,77,429	-	2,77,429	24,96,860
5	BUILDING - LIBRARY BLOCK	1,37,29,094				1,37,29,094	10%	13,72,909	-	13,72,909	1,23,56,185
6	BUILDING HERBAL GARDEN	7,77,446				7,77,446	10%	77,745	-	77,745	6,99,701
7	AIR CONDITIONER	10,33,918	2,65,500			12,99,418	10%	1,29,942	-	1,29,942	11,69,476
8	BILLIARD TABLE	18,813				18,813	10%	1,881	-	1,881	16,932
9	CAMERA	11,69,025				11,69,025	10%	1,16,903	-	1,16,903	10,52,122
10	CCTV CAMERA	6,32,911				6,32,911	10%	63,291	-	63,291	5,69,620
11	ELECTRIALS EQUIPMENTS	23,80,272	24,192	1,29,800		25,34,264	10%	2,40,446	6,490	2,46,936	22,87,328
12	ELECTRICAL FITTINGS	39,43,137	40,174	97,177		40,80,488	10%	3,98,331	4,859	4,03,190	36,77,298
13	EPABX	1,42,376				1,42,376	10%	14,238	-	14,238	1,28,138
14	FIRE EXTNGUISHER	2,48,599				2,48,599	10%	24,860	-	24,860	2,23,739
15	FRIDGE	1,02,921				1,02,921	10%	10,292	-	10,292	92,629
16	FURNITURE	1,47,99,527		81,950		1,48,81,477	10%	14,79,953	4,098	14,84,051	1,33,97,426
17	GAS FITTINGS	14,135				14,135	10%	1,414	-	1,414	12,721
18	KITCHEN EQUIPMENTS	7,93,561				7,93,561	10%	79,356	-	79,356	7,14,205
19	LAB EQUIPMENTS	56,48,485	6,10,536	56,600		63,15,621	10%	6,25,902	2,830	6,28,732	56,86,889
20	LIBRARY BOOKS	33,35,527	2,31,888	1,85,799		37,53,214	10%	3,56,742	9,290	3,66,032	33,87,182
21	OFFICE EQUIPMENTS	94,332	2,56,473			3,50,805	10%	35,081	-	35,081	3,15,724
22	OHP	6,23,068	10,56,195	1,99,068		18,78,331	10%	1,67,926	9,953	1,77,879	17,00,452
23	RESEARCH - LAB	15,21,266				15,21,266	10%	1,52,127	-	1,52,127	13,69,139

24	SOLAR STREET LIGHT	1,20,214				1,20,214	10%	12,021	-	12,021	1,08,193
25	SPORTS	17,71,729				17,71,729	10%	1,77,173	-	1,77,173	15,94,556
26	TELEVISION	29,681				29,681	10%	2,968	-	2,968	26,713
27	VIDEO CONFERENCE	1,02,967				1,02,967	10%	10,297	-	10,297	92,670
28	WATER PURIFIER	7,24,902		52,675		7,77,577	10%	72,490	2,634	75,124	7,02,453
29	XEROX MACHINE	3,07,461.00		3,700		3,11,161	10%	30,746	185	30,931	2,80,230
	[A]	9,12,41,677	24,84,958	8,06,769	0	9,45,33,404	-	93,00,600	40,339	93,40,939	8,51,92,465
30	COLLEGE BUS	1,68,33,133	12,74,628			1,81,07,761	15%	27,16,164	-	27,16,164	1,53,91,597
31	GENERATOR	2,84,855				2,84,855	15%	42,728	-	42,728	2,42,127
32	MACHINERY & TOOLS	1,10,687				1,10,687	15%	16,603	-	16,603	94,084
33	MOTOR CAR	17,79,501				17,79,501	15%	2,66,925	-	2,66,925	15,12,576
34	PRINTER	1,95,435	35,800			2,31,235	15%	34,685	-	34,685	1,96,550
35	SEWING LOCKSTITCH MACH	1,08,684				1,08,684	15%	16,303	-	16,303	92,381
36	TWO WHEELER	1,25,900				1,25,900	15%	18,885	-	18,885	1,07,015
37	UPS	11,55,484				11,55,484	15%	1,73,323	-	1,73,323	9,82,161
	[B]	2,05,93,679	13,10,428	0	0	2,19,04,107	-	32,85,616	-	32,85,616	1,86,18,491
38	COMPUTER	9,98,344	49,37,104			59,35,448	40%	23,74,179	-	23,74,179	35,61,269
	[C]	9,98,344	49,37,104	-	-	59,35,448	-	23,74,179	-	23,74,179	35,61,269
	BUILDING WORK IN PROGRESS										
39	BUILDING - ACADEMIC BLOCK III	3,90,79,335	42,31,848	8,44,166		4,41,55,349	-	-	-	-	4,41,55,349
	[D]	3,90,79,335	42,31,848	8,44,166	-	4,41,55,349	-	-	-	-	4,41,55,349
	GRAND TOTAL [A+B+C]	15,19,13,035	1,29,64,338	16,50,935	0	16,65,28,308	-	1,49,60,395	40,339	1,50,00,734	15,15,27,574

NEHRU ARTS AND SCIENCE COLLEGE, COIMBATORE
SCHEDULES ANNEXED TO BALANCE SHEET

Particulars		As at	
		31.03.2019	31.03.2018
<u>Schedule - 6</u>			
<u>CASH & BANK BALANCES</u>			
(a)	Cash in Hand	15,94,330	3,73,666
<u>In Current Account</u>			
(a)	State Bank of India-146	1,51,926	2,96,031
(b)	Syndicate Bank -1758	10,55,022	20,89,440
(c)	Syndicate Bank -61	6,64,905	1,95,983
(d)	Syndicate Bank - 10992	1,85,474	1,73,799
(e)	Syndicate Bank - 19020	2,59,633	2,52,905
(f)	Syndicate Bank	1,000	-
(g)	Indian Overseas Bank	32,510	1,22,304
<u>In Fixed Deposits Account</u>			
(a)	Fixed Deposit- Syndicate Bank (Endowment Deposit)	53,219	53,219
Total		39,98,019	35,57,347
<u>Schedule - 7</u>			
<u>DEPOSITS, LOANS AND ADVANCES</u>			
(a)	ADS Mannequins	26,304	26,304
(b)	Advance for Expenses	5,39,615	4,71,734
(c)	Salary Advance	29,250	15,000
(d)	NSS Fund	22,725	22,725
(e)	Urbanedge Hotels Pvt Ltd(Hotel Aloft)	-	15,713
(f)	Visanthi & Co	-	1,25,000
(g)	Yash Tour & Travels	59,555	6,81,900
(h)	Sapna Book House	14,194	-
<u>Security Deposits :</u>			
(a)	Electricity Deposit	6,96,447	6,96,447
(b)	Gas Deposit	16,950	16,950
(c)	Telephone Deposit	1,500	1,500
(d)	Water Deposit	1,02,600	1,02,600
Total		15,09,140	21,75,873

NEHRU ARTS AND SCIENCE COLLEGE, COIMBATORE
SCHEDULES ANNEXED TO INCOME AND EXPENDITURE ACCOUNT

Particulars		Year ended	
		31.03.2019	31.03.2018
<u>Schedule - 8</u>			
<u>EMPLOYEES BENEFITS</u>			
(a)	Salary	5,56,83,879	5,18,23,195
(c)	EPF	18,43,770	34,48,947
(b)	ESIC	8,56,343	16,13,751
(d)	Staff Welfare Expenses	1,72,204	3,16,830
	Total	5,85,56,196	5,72,02,723
<u>Schedule - 9</u>			
<u>STUDENTS WELFARE EXPENSES</u>			
(a)	Awards and Prizes	19,47,182	16,55,890
(b)	Celebration Expenses	37,45,321	58,34,201
(c)	Placement Expenses	26,63,418	13,72,323
(d)	Seminar Expenses	9,25,363	5,84,105
(e)	Sports Expenses	11,37,577	6,19,150
(f)	Students Transportation Charges	3,23,14,646	73,85,704
(g)	Student Welfare	19,65,443	32,60,187
(h)	Hostel Expenses	69,87,684	-
(i)	Nehru Vigyan Scholarship	35,97,250	42,26,750
	Total	5,52,83,884	2,49,38,310
<u>Schedule - 10</u>			
<u>REPAIRS & MAINTENANCE</u>			
(a)	Building Maintenance	2,68,985	44,66,514
(b)	House Keeping	22,79,784	23,33,977
(c)	Computer Maintenance	76,571	2,32,628
(d)	Garden Maintenance	8,27,658	10,71,340
(e)	Generator Maintenance	1,21,052	1,41,198
(f)	Repairs & Maintenance	31,79,872	18,43,507
(g)	Vehicle Maintenance	3,73,803	18,09,410
	Total	71,27,725	1,18,98,574
<u>Schedule - 11</u>			
<u>COMMUNICATION EXPENSES</u>			
(a)	Postage & Telephone	81,265	80,490
(b)	Internet Charges	3,79,960	3,98,283
(c)	Website Expenses	-	5,897
	Total	4,61,225	4,84,670

NEHRU ARTS AND SCIENCE COLLEGE, COIMBATORE
SCHEDULES ANNEXED TO INCOME AND EXPENDITURE ACCOUNT

Particulars		Year ended	
		31.03.2019	31.03.2018
<u>Schedule - 12</u>			
<u>GENERAL EXPENSES</u>			
(a)	Office and Other Expenses	4,45,011	4,04,862
(b)	Insurance Account	97,332	14,65,670
(c)	Lab Consumables	18,35,676	5,14,814
(d)	Travelling Expenses	3,33,917	1,94,731
(e)	Membership Fee	1,17,631	20,650
(f)	Security Charges	11,57,153	12,51,025
(g)	Admission Expenses	3,78,620	4,40,787
(h)	ISO Expenses	-	10,000
(i)	Consultancy Charges	12,69,052	1,20,173
(j)	Charity Expenses	2,75,764	78,125
(k)	Accrediation Expenses	-	6,89,713
(l)	Academic Expenses	2,57,075	-
	Total	61,67,231	51,90,550
<u>Schedule - 13</u>			
<u>INTEREST AND BANK CHARGES</u>			
(a)	Bank Charges	85,357	79,347
(b)	Interest on Loan	6,99,075	8,71,367
	Total	7,84,432	9,50,714

NEHRU ARTS AND SCIENCE COLLEGE, COIMBATORE
BALANCE SHEET

Particulars	Schedule	As at	
		31.03.2020	31.03.2019
1 SOURCE OF FUNDS			
[1] <u>CAPITAL</u>			
(a) Capital	1	94,73,42,997	88,28,86,945
[2] <u>LOAN</u>			
(a) Secured Loan	2	27,02,484	48,19,546
[3] <u>CURRENT LIABILITIES</u>			
(a) Sundry Creditors	3	23,73,776	37,28,906
(b) Other Liabilities	4	81,15,730	79,13,981
		1,04,89,506	1,16,42,887
Total		96,05,34,987	89,93,49,377
2 APPLICATION OF FUNDS			
[1] <u>FIXED ASSETS</u>	5	14,08,10,568	15,15,27,574
[2] <u>TRUST ACCOUNT</u>		79,17,73,601	74,23,14,645
[3] <u>CURRENT ASSETS</u>			
(a) Cash & Bank Balances	6	2,55,99,680	39,98,019
(b) Deposits, Loans and Advances	7	23,51,137	15,09,140
		2,79,50,817	55,07,159
Total		96,05,34,987	89,93,49,377

As per our report of even date annexed
For Bindu Suresh Kumar & Associates
Chartered Accountants

For and on behalf of the Trust



E.Sureshkumar
Partner M.No: 055395


Managing Trustee

Place : Coimbatore
Date: 24.12.2020


Trustee

NEHRU ARTS AND SCIENCE COLLEGE, COIMBATORE
INCOME & EXPENDITURE ACCOUNT

Particulars	Schedule	Year ended	
		31.03.2020	31.03.2019
<u>INCOME</u>			
(a) Fees Received		17,37,71,920	17,03,75,878
(b) Hostel fees		1,78,13,350	1,91,22,130
(c) Bus Fees		2,91,69,482	2,70,94,958
(d) Interest Received		8,90,131	2,56,967
(e) Miscellaneous Income		1,87,064	1,92,129
A Total Income (a to e)		22,18,31,948	21,70,42,062
<u>EXPENSES</u>			
(a) Employees Benefits	8	6,23,10,837	5,85,56,196
(b) Students Welfare	9	4,36,62,139	5,52,83,884
(c) Advertisement		1,10,41,186	18,16,226
(d) Repairs & Maintenance	10	79,48,657	71,27,725
(e) Printing and Stationery		12,33,281	30,23,353
(f) Power and Fuel		44,74,515	46,30,856
(g) Approval and Affiliation Fees		2,40,265	5,67,000
(h) Communication Expenses	11	6,61,177	4,61,225
(i) Subscription and Periodicals		4,86,041	5,45,402
(j) General Expenses	12	68,01,692	61,67,231
(k) Interest and Bank Charges	13	4,37,617	7,84,432
(l) Depreciation		1,80,78,489	1,50,00,734
B Total Expenditure (a to l)		15,73,75,896	15,39,64,264
EXCESS OF INCOME OVER EXPENDITURE (A-B)		6,44,56,052	6,30,77,798

As per our report of even date annexed
For Bindu Suresh Kumar & Associates
Chartered Accountants

For and on behalf of the Trust


E. Sureshkumar
Partner M.No: 055395


Managing Trustee

Place : Coimbatore
Date: 24.12.2020


Trustee

NEHRU ARTS AND SCIENCE COLLEGE, COIMBATORE
SCHEDULES ANNEXED TO BALANCE SHEET

Particulars		As at	
		31.03.2020	31.03.2019
<u>Schedule - 1</u>			
<u>CAPITAL</u>			
(a)	Opening Balance	88,28,86,945	81,98,09,147
	Add : Excess of Income over Expenditure	6,44,56,052	6,30,77,798
	Total	94,73,42,997	88,28,86,945
<u>Schedule - 2</u>			
<u>SECURED LOAN</u>			
(a)	Sundaram Finance Ltd - Innova Car	-	3,27,615
(b)	Sundaram Finance Ltd - Bus 1	-	4,23,762
(c)	Sundaram Finance Ltd - Bus 2	-	5,62,733
(d)	Sundaram Finance Ltd - Bus 3	13,43,392	35,05,436
(e)	Sundaram Finance Limited - Car	13,59,092	-
	Total	27,02,484	48,19,546
<u>Schedule - 3</u>			
<u>SUNDRY CREDITORS</u>			
(a)	Anandha Bhojana	-	1,09,890
(b)	Gen Tailors	-	36,926
(c)	Jet Travels Palakkad	-	14,063
(d)	Micro Craft Technologies	-	65,947
(e)	Genuine Audio Systems	-	43,461
(f)	Paras Ceramics	-	4,800
(g)	Bio Line Laboratory	3,600	3,600
(h)	Abbes Biotech	89,987	1,46,000
(i)	Amba Hardwares	-	57,986
(j)	Anbu Bharathi Associates	-	18,963
(k)	Annai Velankanni	-	29,022
(l)	Chettinad Cement Corporation Limited	-	39,000
(m)	Dejavu The Band	-	15,000
(n)	Dharani Stationery Distributors	29,735	51,446
(o)	D OM PRAKASH	-	5,980
(p)	Hansa Electronics & Electricals	-	56,600
(q)	Jayam Scientific Company	3,04,357	3,11,339
(r)	JK DIGITAL STUDIO	-	16,000
(s)	Kamala Electrical	-	61,274
(t)	K S Shetty & Company	87,779	24,350
(u)	Lakshmi Fuels	4,96,601	7,48,913
(v)	L- MAC PAVE	-	17,808
(w)	Maharani Sports (India)	58,016	88,004
(x)	Micro Image	11,920	26,892
(y)	New Leather World	-	1,910
(z)	Ponmani & Co	-	15,644
(aa)	Pooja Marbles	-	2,490

NEHRU ARTS AND SCIENCE COLLEGE, COIMBATORE
SCHEDULES ANNEXED TO BALANCE SHEET

Particulars		As at	
		31.03.2020	31.03.2019
(ab)	Shanti Books	-	1,32,399
(ac)	Sree Vinayaga News Agency	33,541	24,218
(ad)	Suguna Water Supply	-	24,400
(ae)	The Precision Scientific Co	1,17,032	7,942
(af)	Universal Scientific Company	-	12,025
(ag)	Xerox India Limited	-	6,331
(ah)	Amman Fabs & Structures	-	9,306
(ai)	ARA Labour Body Works	-	38,658
(aj)	Be Positive Institute for Skilling Pvt Ltd	12,160	84,420
(ak)	Gents Tailoring House	-	6,14,987
(al)	Innovation Designers & Solutions	-	14,032
(am)	M Sathish Kumar	-	1,70,517
(an)	S D Fashions	-	7,533
(ao)	Select Retreading Pvt.Ltd	-	57,893
(ap)	Skywalk Media	-	17,699
(aq)	Sri Vinayaka Catering Service	-	47,132
(ar)	Taste of India	-	86,800
(as)	Tirupthi Caterers	-	1,77,136
(at)	Vaishnavi Printers	-	19,734
(au)	VPS Enterprises	-	1,62,436
(av)	Champion Controls	75,391	-
(aw)	Dennis Stores	20,258	-
(ax)	Electronic Devices & Systems	31,270	-
(ay)	IT HUB	5,32,770	-
(az)	Metro Security & Automation	35,050	-
(ba)	Servell Engineers	25,960	-
(bb)	Shankar Timber Mart	70,356	-
(bc)	Sri Sharada Industries	34,366	-
(bd)	Sys Tech	28,530	-
(be)	Technico Laboratory Products	1,41,246	-
(bf)	Accent Technosoft Pvt Ltd	1,400	-
(bg)	Biozone Research Technologies	5,600	-
(bh)	Dream Zone	30,800	-
(bi)	Eltac Services	1,600	-
(bj)	Hypogene Technologies	4,440	-
(bk)	K2B Academy	12,960	-
(bl)	RailTel Corporation of India Limited	59,051	-
(bm)	S R Aruchamy	18,000	-
Total		23,73,776	37,28,906

NEHRU ARTS AND SCIENCE COLLEGE, COIMBATORE
SCHEDULES ANNEXED TO BALANCE SHEET

Particulars		As at	
		31.03.2020	31.03.2019
Schedule - 4			
<u>OTHER LIABILITIES</u>			
(a)	Salary Payable	47,95,364	46,18,796
(b)	Exam Fund (University)	-	3,44,696
(c)	Electricity Payable	3,99,613	4,38,306
(d)	ESI Payable	10,664	1,00,397
(e)	EPF Payable	1,33,715	2,84,634
(f)	TDS Payable	1,20,000	65,100
(g)	Retention Payable	9,49,390	9,24,381
(h)	Principal A/c	10,14,576	8,62,359
(i)	Scholarship Payable	1,66,650	84,000
(j)	Expenses Payable	5,000	36,312
(k)	Booking Fees	-	1,55,000
(l)	Research and Development fund	4,00,308	-
(m)	Interest Payable	1,20,450	-
Total		81,15,730	79,13,981
Schedule - 5			
<u>FIXED ASSETS</u>			
(a)	Gross Block	15,88,89,057	16,65,28,308
	Less : Depreciation	1,80,78,489	1,50,00,734
Total		14,08,10,568	15,15,27,574
Schedule - 6			
<u>CASH & BANK BALANCES</u>			
(a)	Cash in Hand	2,46,652	15,94,330
<u>In Current Account</u>			
(a)	State Bank of India-146	3,82,856	1,51,926
(b)	Syndicate Bank -1758	35,62,278	10,55,022
(c)	Syndicate Bank -61	2,26,464	6,64,905
(d)	Syndicate Bank - 10992	3,37,690	1,85,474
(e)	Syndicate Bank - 19020	2,68,581	2,59,633
(f)	Syndicate Bank	-	1,000
(g)	Indian Overseas Bank	1,182	32,510
(h)	Syndicate Bank -TMP DBT	5,20,759	-
<u>In Fixed Deposits Account</u>			
(a)	Fixed Deposit- Syndicate Bank (Endowment Deposit)	53,219	53,219
(b)	Fixed Deposit with Syndicate Bank	2,00,00,000	-
Total		2,55,99,680	39,98,019

NEHRU ARTS AND SCIENCE COLLEGE, COIMBATORE.

SCHEDULE - 5 - FIXED ASSETS FOR THE YEAR ENDED 31.03.2020

SL NO	PARTICULARS	WDV AS ON01.04.2019	ADDITIONS		DELETION	TOTAL	RATE	DEPRECIATION		TOTAL	WDV AS ON31.03.2020
			BEFORE SEPT	AFTER SEPT				UP TO SEPT	AFTER SEPT		
1	LAND	7,20,647	-	-	-	7,20,647	-	-	-	-	7,20,647
2	BUILDING - ACADEMIC BLOCK I	27,68,718	-	-	-	27,68,718	10%	2,76,872	-	2,76,872	24,91,846
3	BUILDING - ACADEMIC BLOCK II	2,75,44,519	-	-	-	2,75,44,519	10%	27,54,452	-	27,54,452	2,47,90,067
4	BUILDING - ACADEMIC BLOCK III	-	4,41,55,349	-	-	4,41,55,349	10%	44,15,535	-	44,15,535	3,97,39,814
5	BUILDING - AUDITORIUM	24,96,860	-	-	-	24,96,860	10%	2,49,686	-	2,49,686	22,47,174
6	BUILDING - LIBRARY BLOCK	1,23,56,185	-	-	-	1,23,56,185	10%	12,35,619	-	12,35,619	1,11,20,566
7	BUILDING HERBAL GARDEN	6,99,701	-	-	-	6,99,701	10%	69,970	-	69,970	6,29,731
8	AIR CONDITIONER	11,69,476	1,05,300	-	-	12,74,776	10%	1,27,478	-	1,27,478	11,47,298
9	BILLIARD TABLE	16,932	-	-	-	16,932	10%	1,693	-	1,693	15,239
10	CAMERA	10,52,122	-	-	-	10,52,122	10%	1,05,212	-	1,05,212	9,46,910
11	CCTV CAMERA	5,69,620	51,360	55,350	-	6,76,330	10%	62,098	2,768	64,866	6,11,464
12	ELECTRICALS EQUIPMENTS	22,87,328	-	1,88,684	-	24,76,012	10%	2,28,733	9,434	2,38,167	22,37,845
13	ELECTRICAL FITTINGS	36,77,298	97,553	33,659	-	38,08,510	10%	3,77,485	1,683	3,79,168	34,29,342
14	EPABX	1,28,138	-	-	-	1,28,138	10%	12,814	-	12,814	1,15,324
15	FIRE EXTNGUISHER	2,23,739	-	-	-	2,23,739	10%	22,374	-	22,374	2,01,365
16	FRIDGE	92,629	-	-	-	92,629	10%	9,263	-	9,263	83,366
17	FURNITURE	1,33,97,426	2,15,608	1,58,456	-	1,37,71,490	10%	13,61,303	7,923	13,69,226	1,24,02,264
18	GAS FITTINGS	12,721	-	-	-	12,721	10%	1,272	-	1,272	11,449

19	KITCHEN EQUIPMENTS	7,14,205	40,442	-	-	7,54,647	10%	75,465	-	75,465	6,79,182
20	LAB EQUIPMENTS	56,86,889	7,53,616	3,11,876	-	67,52,381	10%	6,44,051	15,594	6,59,645	60,92,736
21	LIBRARY BOOKS	33,87,182	29,873	7,841	-	34,24,896	10%	3,41,706	392	3,42,098	30,82,798
22	OFFICE EQUIPMENTS	3,15,724	-	-	-	3,15,724	10%	31,572	-	31,572	2,84,152
23	OHP	17,00,452	18,69,000	-	-	35,69,452	10%	3,56,945	-	3,56,945	32,12,507
24	RESEARCH - LAB	13,69,139	-	-	-	13,69,139	10%	1,36,914	-	1,36,914	12,32,225
25	SOLAR STREET LIGHT	1,08,193	-	-	-	1,08,193	10%	10,819	-	10,819	97,374
26	SPORTS	15,94,556	-	1,87,206	-	17,81,762	10%	1,59,456	9,360	1,68,816	16,12,946
27	TELEVISION	26,713	-	-	-	26,713	10%	2,671	-	2,671	24,042
28	VIDEO CONFERENCE	92,670	-	-	-	92,670	10%	9,267	-	9,267	83,403
29	WATER PURIFIER	7,02,453	-	-	-	7,02,453	10%	70,245	-	70,245	6,32,208
30	XEROX MACHINE	2,80,230.00	44,250	-	-	3,24,480	10%	32,448	-	32,448	2,92,032
TOTAL [A]		8,51,92,465	4,73,62,351	9,43,072	-	13,34,97,888	-	1,31,83,418	47,154	1,32,30,572	12,02,67,316
31	COLLEGE BUS	1,53,91,597	34,558	-	6,30,000	1,47,96,155	15%	22,19,423	-	22,19,423	1,25,76,732
32	GENERATOR	2,42,127	-	-	-	2,42,127	15%	36,319	-	36,319	2,05,808
33	MACHINERY & TOOLS	94,084	-	27,800	-	1,21,884	15%	14,113	2,085	16,198	1,05,686
34	MOTOR CAR	15,12,576	-	20,55,691	-	35,68,267	15%	2,26,886	1,54,177	3,81,063	31,87,204
35	PRINTER	1,96,550	24,400	-	-	2,20,950	15%	33,143	-	33,143	1,87,807
36	SEWING LOCKSTITCH MACH	92,381	-	-	-	92,381	15%	13,857	-	13,857	78,524
37	TWO WHEELER	1,07,015	-	-	-	1,07,015	15%	16,052	-	16,052	90,963

38	UPS	9,82,161	52,000	-	-	10,34,161	15%	1,55,124	-	1,55,124	8,79,037
TOTAL [B]		1,86,18,491	1,10,958	20,83,491	6,30,000	2,01,82,940	-	27,14,917	1,56,262	28,71,179	1,73,11,761
39	COMPUTER	35,61,269	11,14,190	5,32,770	-	52,08,229	40%	18,70,184	1,06,554	19,76,738	32,31,491
TOTAL [C]		35,61,269	11,14,190	5,32,770	-	52,08,229	-	18,70,184	1,06,554	19,76,738	32,31,491
40	BUILDING - ACADEMIC BLOCK III	4,41,55,349	-	-	4,41,55,349	0	10%	-	-	-	-
TOTAL[D]		4,41,55,349	-	-	4,41,55,349	-	-	-	-	-	-
GRAND TOTAL [A+B+C+D]		15,15,27,574	4,85,87,499	35,59,333	4,47,85,349	15,88,89,057	-	1,77,68,519	3,09,970	1,80,78,489	14,08,10,568

NEHRU ARTS AND SCIENCE COLLEGE, COIMBATORE
SCHEDULES ANNEXED TO BALANCE SHEET

Particulars		As at	
		31.03.2020	31.03.2019
<u>Schedule - 7</u>			
<u>DEPOSITS, LOANS AND ADVANCES</u>			
(a)	ADS Mannequins	26,304	26,304
(b)	Advance for Expenses	11,53,549	5,39,615
(c)	Salary Advance	50,500	29,250
(d)	NSS Fund	27,650	22,725
(e)	Exam Fund	18,403	-
(f)	Yash Tour & Travels	59,555	59,555
(g)	Sapna Book House	23,050	14,194
(h)	Interest Receivable	1,44,146	-
(i)	Sundaram Finance Ltd (TDS)	28,583	-
<u>Security Deposits :</u>			
(a)	Electricity Deposit	6,96,447	6,96,447
(b)	Gas Deposit	20,350	16,950
(c)	Telephone Deposit	-	1,500
(d)	Water Deposit	1,02,600	1,02,600
Total		23,51,137	15,09,140

NEHRU ARTS AND SCIENCE COLLEGE, COIMBATORE
SCHEDULES ANNEXED TO INCOME AND EXPENDITURE ACCOUNT

Particulars		Year ended	
		31.03.2020	31.03.2019
<u>Schedule - 8</u>			
<u>EMPLOYEES BENEFITS</u>			
(a)	Salary	6,00,98,157	5,56,83,879
(c)	EPF	15,44,607	18,43,770
(b)	ESIC	5,61,137	8,56,343
(d)	Staff Welfare Expenses	1,06,936	1,72,204
Total		6,23,10,837	5,85,56,196
<u>Schedule - 9</u>			
<u>STUDENTS WELFARE EXPENSES</u>			
(a)	Awards and Prizes	19,52,837	19,47,182
(b)	Celebration Expenses	25,47,835	37,45,321
(c)	Placement Expenses	27,35,391	26,63,418
(d)	Seminar Expenses	7,63,528	9,25,363
(e)	Sports Expenses	2,20,713	11,37,577
(f)	Students Transportation Charges	2,06,52,566	3,23,14,646
(g)	Student Welfare	10,60,157	19,65,443
(h)	Hostel Expenses	57,75,662	69,87,684
(i)	Nehru Vigyan Scholarship	79,53,450	35,97,250
Total		4,36,62,139	5,52,83,884
<u>Schedule - 10</u>			
<u>REPAIRS & MAINTENANCE</u>			
(a)	Building Maintenance	19,80,672	2,68,985
(b)	House Keeping	18,54,775	22,79,784
(c)	Computer Maintenance	1,66,689	76,571
(d)	Garden Maintenance	4,96,923	8,27,658
(e)	Generator Maintenance	2,90,097	1,21,052
(f)	Repairs & Maintenance	30,78,905	31,79,872
(g)	Vehicle Maintenance	80,596	3,73,803
Total		79,48,657	71,27,725
<u>Schedule - 11</u>			
<u>COMMUNICATION EXPENSES</u>			
(a)	Postage & Telephone	1,01,646	81,265
(b)	Internet Charges	5,59,531	3,79,960
Total		6,61,177	4,61,225

NEHRU ARTS AND SCIENCE COLLEGE, COIMBATORE
BALANCE SHEET

Particulars	Schedule	As at	
		31.03.2021	31.03.2020
		₹	₹
1 SOURCE OF FUNDS			
[1] CAPITAL			
(a) Capital	1	98,26,13,400	94,73,42,997
[2] LOAN			
(a) Secured Loan	2	8,71,188	27,02,484
[3] CURRENT LIABILITIES			
(a) Sundry Creditors	3	16,52,005	23,73,776
(b) Other Liabilities	4	85,93,414	81,15,730
		1,02,45,419	1,04,89,506
Total		99,37,30,007	96,05,34,987
2 APPLICATION OF FUNDS			
[1] FIXED ASSETS	5	12,54,75,919	14,08,10,568
[2] TRUST ACCOUNT		80,55,98,842	79,17,73,601
[3] CURRENT ASSETS			
(a) Sundry Debtors	6	2,74,05,355	-
(b) Cash & Bank Balances	7	3,28,39,340	2,55,99,680
(c) Deposits, Loans and Advances	8	24,10,552	23,51,137
		6,26,55,246	2,79,50,817
Total		99,37,30,007	96,05,34,987

As per our report of even date annexed
For Bindu Suresh Kumar & Associates
Chartered Accountants



E.Sureshkumar
Partner M.No: 055395

For and on behalf of the Trust

Managing Trustee

Trustee

Place : Coimbatore
Date: 06.10.2021

NEHRU ARTS AND SCIENCE COLLEGE, COIMBATORE
INCOME & EXPENDITURE ACCOUNT

Particulars	Schedule	Year ended	
		31.03.2021	31.03.2020
		₹	₹
<u>INCOME</u>			
(a) Fees Received		11,45,13,591	17,37,71,920
(b) Hostel fees		20,40,025	1,78,13,350
(c) Bus Fees		4,62,410	2,91,69,482
(d) Interest Received		8,05,600	8,90,131
(e) Miscellaneous Income		2,30,617	1,87,064
A Total Income (a to e)		11,80,52,242	22,18,31,948
<u>EXPENSES</u>			
(a) Employees Benefits	9	3,87,12,444	6,23,10,837
(b) Students Welfare	10	83,85,470	4,36,62,139
(c) Advertisement		13,97,268	1,10,41,186
(d) Repairs & Maintenance	11	50,63,452	79,48,657
(e) Printing and Stationery		4,93,507	12,33,281
(f) Power and Fuel		32,57,068	44,74,515
(g) Approval and Affiliation Fees		29,15,620	2,40,265
(h) Communication Expenses	12	1,44,354	6,61,177
(i) Subscription and Periodicals		81,410	4,86,041
(j) General Expenses	13	62,31,412	68,01,692
(k) Interest and Bank Charges	14	1,94,869	4,37,617
(l) Depreciation		1,59,04,966	1,80,78,489
B Total Expenditure (a to l)		8,27,81,839	15,73,75,896
EXCESS OF INCOME OVER EXPENDITURE (A-B)		3,52,70,403	6,44,56,052

As per our report of even date annexed
For Bindu Suresh Kumar & Associates
Chartered Accountants

For and on behalf of the Trust



E. Sureshkumar
Partner M.No: 055395

Managing Trustee

Place : Coimbatore
Date: 06.10.2021

Trustee

NEHRU ARTS AND SCIENCE COLLEGE, COIMBATORE
SCHEDULES ANNEXED TO BALANCE SHEET

Particulars		As at	
		31.03.2021	31.03.2020
		₹	₹
<u>Schedule - 1</u>			
	<u>CAPITAL</u>		
(a)	Opening Balance	94,73,42,997	88,28,86,945
	Add : Excess of Income over Expenditure	3,52,70,403	6,44,56,052
	Total	98,26,13,400	94,73,42,997
<u>Schedule - 2</u>			
	<u>SECURED LOAN</u>		
(a)	Sundaram Finance Ltd - Bus 3	-	13,43,392
(b)	Sundaram Finance Limited - Car	8,71,188	13,59,092
	Total	8,71,188	27,02,484
<u>Schedule - 3</u>			
	<u>SUNDRY CREDITORS</u>		
(a)	Genuine Audio Systems	8,932	-
(b)	Bio Line Laboratory	3,600	3,600
(c)	Abbes Biotech	-	89,987
(d)	Amba Hardwares	46,504	-
(e)	Dharani Stationery Distributors	-	29,735
(f)	Jayam Scientific Company	-	3,04,357
(g)	K S Shetty & Company	-	87,779
(h)	Lakshmi Fuels	-	4,96,601
(i)	Maharani Sports (India)	-	58,016
(j)	Micro Craft Technologies	69,293	11,920
(k)	Sree Vinayaga News Agency	-	33,541
(l)	The Precision Scientific Co	-	1,17,032
(m)	Amman Fabs & Structures	11,125	-
(n)	Be Positive Institute for Skilling Pvt Ltd	1,520	12,160
(o)	Gents Tailoring House	22,852	-
(p)	Skywalk Media	11,710	-
(q)	Sri Vinayaka Catering Service	25,775	-
(r)	Taste of India	20,000	-
(s)	VPS Enterprises	1,23,609	-
(t)	Champion Controls	-	75,391
(u)	Dennis Stores	19,673	20,258
(v)	Electronic Devices & Systems	-	31,270
(w)	IT HUB	-	5,32,770
(x)	Metro Security & Automation	-	35,050
(y)	Servell Engineers	-	25,960
(z)	Shankar Timber Mart	12,178	70,356
(aa)	Sri Sharada Industries	-	34,366
(ab)	Sys Tech	-	28,530
(ac)	Technico Laboratory Products	-	1,41,246
(ad)	Accent Technosoft Pvt Ltd	13,400	1,400
(ae)	Biozone Research Technologies	53,900	5,600
(af)	Dream Zone	30,800	30,800
(ag)	Eltac Services	6,611	1,600
(ah)	Hypogene Technologies	4,440	4,440

NEHRU ARTS AND SCIENCE COLLEGE, COIMBATORE
SCHEDULES ANNEXED TO BALANCE SHEET

Particulars		As at	
		31.03.2021	31.03.2020
		₹	₹
(ai)	K2B Academy	8,640	12,960
(aj)	RailTei Corporation of India Limited	-	59,051
(ak)	S R Aruchamy	-	18,000
(al)	Bethezztha Educational Consultancy	18,500	-
(am)	Graphic Solutions	61,773	-
(an)	Profiles Educational Consultancy	88,800	-
(ao)	Remani Interiors	1,27,011	-
(ap)	R.S.Agencies	13,570	-
(aq)	Sattvaq It Solutions	2,18,809	-
(ar)	Swathi Enterprises	6,002	-
(as)	Udaya BG Securities P Ltd	1,68,998	-
(at)	Visanthi & Co	2,21,236	-
(au)	Jayakumar M	20,000	-
(av)	LL Fast Sports	41,445	-
(aw)	M.N.PRAVEEN	36,200	-
(ax)	RVS Engineers	94,328	-
(ay)	Universal Tele System	16,500	-
(az)	Vijay Gas Service	24,271	-
	Total	16,52,005	23,73,776
Schedule - 4			
OTHER LIABILITIES			
(a)	Salary Payable	37,96,776	47,95,364
(b)	Electricity Payable	3,35,999	3,99,613
(c)	ESI Payable	43,809	10,664
(d)	EPF Payable	2,14,712	1,33,715
(e)	TDS Payable	80,000	1,20,000
(f)	Retention Payable	9,84,760	9,49,390
(g)	Principal A/c	24,49,256	10,14,576
(h)	Scholarship Payable	4,88,550	1,66,650
(i)	Expenses Payable	9,037	5,000
(j)	Booking Fees	29,500	-
(k)	Research and Development fund	1,01,016	4,00,308
(l)	Interest Payable	-	1,20,450
(m)	Canteen Deposit	60,000	-
	Total	85,93,414	81,15,730
Schedule - 5			
FIXED ASSETS			
(a)	Gross Block	14,13,80,885	15,88,89,057
	Less : Depreciation	1,59,04,966	1,80,78,489
	Total	12,54,75,919	14,08,10,568
Schedule - 6			
SUNDRY DEBTORS			
(a)	Fees Receivable	2,74,05,355	-
	Total	2,74,05,355	-

NEHRU ARTS AND SCIENCE COLLEGE, COIMBATORE.
SCHEDULE - 5 - FIXED ASSETS FOR THE YEAR ENDED 31.03.2021

SL NO	PARTICULARS	WDV AS ON 01.04.2020	ADDITIONS		DELETION	TOTAL	RATE	DEPRECIATION		TOTAL	WDV AS ON 31.03.2021
			UP TO SEPT.	AFTER SEPT.				UP TO SEPT.	AFTER SEPT.		
1	LAND	7,20,647	-	-	-	7,20,647	-	-	-	-	7,20,647
2	BUILDING - ACADEMIC BLOCK I	24,91,846	-	-	-	24,91,846	10%	2,49,185	-	2,49,185	22,42,661
3	BUILDING - ACADEMIC BLOCK II	2,47,90,067	-	-	-	2,47,90,067	10%	24,79,007	-	24,79,007	2,23,11,060
4	BUILDING - ACADEMIC BLOCK III	3,97,39,814	-	-	-	3,97,39,814	10%	39,73,981	-	39,73,981	3,57,65,833
5	BUILDING - AUDITORIUM	22,47,174	-	-	-	22,47,174	10%	2,24,717	-	2,24,717	20,22,457
6	BUILDING - LIBRARY BLOCK	1,11,20,566	-	-	-	1,11,20,566	10%	11,12,057	-	11,12,057	1,00,08,509
7	BUILDING HERBAL GARDEN	6,29,731	-	-	-	6,29,731	10%	62,973	-	62,973	5,66,758
8	AIR CONDITIONER	11,47,298	-	-	-	11,47,298	10%	1,14,730	-	1,14,730	10,32,568
9	BILLIARD TABLE	15,239	-	-	-	15,239	10%	1,524	-	1,524	13,715
10	CAMERA	9,46,910	-	-	-	9,46,910	10%	94,691	-	94,691	8,52,219
11	CCTV CAMERA	6,11,464	-	-	-	6,11,464	10%	61,146	-	61,146	5,50,318
12	ELECTRICALS EQUIPMENTS	22,37,845	-	-	-	22,37,845	10%	2,23,785	-	2,23,785	20,14,060
13	ELECTRICAL FITTINGS	34,29,342	-	40,048	-	34,69,390	10%	3,42,934	2,002	3,44,936	31,24,454
14	EPABX	1,15,324	-	-	-	1,15,324	10%	11,532	-	11,532	1,03,792
15	FIRE EXTNGUISHER	2,01,365	-	-	-	2,01,365	10%	20,137	-	20,137	1,81,228
16	FRIDGE	83,366	-	19,500	-	1,02,866	10%	8,337	975	9,312	93,554
17	FURNITURE	1,24,02,264	-	-	-	1,24,02,264	10%	12,40,226	-	12,40,226	1,11,62,038
18	GAS FITTINGS	11,449	-	-	-	11,449	10%	1,145	-	1,145	10,304
19	KITCHEN EQUIPMENTS	6,79,182	-	-	-	6,79,182	10%	67,918	-	67,918	6,11,264
20	LAB EQUIPMENTS	60,92,736	1,02,041	1,88,328	-	63,83,105	10%	6,19,478	9,416	6,28,894	57,54,211

21	LIBRARY BOOKS	30,82,798	23,050	22,900	-	31,28,748	10%	3,10,585	1,145	3,11,730	28,17,018
22	OFFICE EQUIPMENTS	2,84,152	-	-	-	2,84,152	10%	28,415	-	28,415	2,55,737
23	OHP	32,12,507	-	-	-	32,12,507	10%	3,21,251	-	3,21,251	28,91,256
24	RESEARCH - LAB	12,32,225	-	-	-	12,32,225	10%	1,23,223	-	1,23,223	11,09,002
25	SOLAR STREET LIGHT	97,374	-	-	-	97,374	10%	9,737	-	9,737	87,637
26	SPORTS	16,12,946	-	-	-	16,12,946	10%	1,61,295	-	1,61,295	14,51,651
27	TELEVISION	24,042	-	-	-	24,042	10%	2,404	-	2,404	21,638
28	VIDEO CONFERENCE	83,403	-	-	-	83,403	10%	8,340	-	8,340	75,063
29	WATER PURIFIER	6,32,208	-	-	-	6,32,208	10%	63,221	-	63,221	5,68,987
30	XEROX MACHINE	2,92,032.00	-	-	-	2,92,032	10%	29,203	-	29,203	2,62,829
TOTAL [A]		12,02,67,316	1,25,091	2,70,776	-	12,06,63,183	-	1,19,67,177	13,538	1,19,80,715	10,86,82,468
31	COLLEGE BUS	1,25,76,732	-	-	-	1,25,76,732	15%	18,86,510	-	18,86,510	1,06,90,222
32	GENERATOR	2,05,808	-	-	-	2,05,808	15%	30,871	-	30,871	1,74,937
33	MACHINERY & TOOLS	1,05,686	-	-	-	1,05,686	15%	15,853	-	15,853	89,833
34	MOTOR CAR	31,87,204	-	-	-	31,87,204	15%	4,78,081	-	4,78,081	27,09,123
35	PRINTER	1,87,807	-	-	-	1,87,807	15%	28,171	-	28,171	1,59,636
36	SEWING LOCKSTITCH MACH	78,524	-	-	-	78,524	15%	11,779	-	11,779	66,745
37	TWO WHEELER	90,963	-	-	-	90,963	15%	13,644	-	13,644	77,319
38	UPS	8,79,037	-	-	-	8,79,037	15%	1,31,856	-	1,31,856	7,47,181
TOTAL [B]		1,73,11,761	-	-	-	1,73,11,761	-	25,96,765	-	25,96,765	1,47,14,996
39	COMPUTER	32,31,491	-	1,74,450	-	34,05,941	40%	12,92,596	34,890	13,27,486	20,78,455
TOTAL [C]		32,31,491	-	1,74,450	-	34,05,941	-	12,92,596	34,890	13,27,486	20,78,455
GRAND TOTAL [A+B+C+D]		14,08,10,568	1,25,091	4,45,226	-	14,13,80,885	-	1,58,56,538	48,428	1,59,04,966	12,54,75,919

NEHRU ARTS AND SCIENCE COLLEGE, COIMBATORE
SCHEDULES ANNEXED TO BALANCE SHEET

Particulars		As at	
		31.03.2021	31.03.2020
		₹	₹
<u>Schedule - 7</u>			
<u>CASH & BANK BALANCES</u>			
(a)	Cash in Hand	20,79,439	2,46,652
	<u>In Current Account</u>		
(b)	State Bank of India-146	-	3,82,856
(c)	Canara Bank -1758	42,60,488	35,62,278
(d)	Canara Bank -61	92,199	2,26,464
(e)	Canara Bank - 10992	5,42,689	3,37,690
(f)	Canara Bank - 19020	2,71,645	2,68,581
(g)	Indian Overseas Bank	86	1,182
(h)	Canara Bank -TMP DBT	1,08,347	5,20,759
	<u>In Savings Account</u>		
(i)	HDFC Bank 8139 A/c	1,54,31,228	-
	<u>In Fixed Deposits Account</u>		
(j)	Fixed Deposit- Canara Bank (Endowment Deposit)	53,219	53,219
(k)	Fixed Deposit with Canara Bank	1,00,00,000	2,00,00,000
	Total	3,28,39,340	2,55,99,680
<u>Schedule - 8</u>			
<u>DEPOSITS, LOANS AND ADVANCES</u>			
(a)	ADS Mannequins	26,304	26,304
(b)	Advance for Expenses	5,20,912	11,53,549
(c)	Salary Advance	50,000	50,500
(d)	NSS Fund	27,650	27,650
(e)	Exam Fund	74,567	18,403
(f)	Yash Tour & Travels	59,555	59,555
(g)	Sapna Book House	-	23,050
(h)	Interest Receivable	4,72,030	1,44,146
(i)	Sundaram Finance Ltd (TDS)	40,202	28,583
(j)	Avatar Academy	1,08,800	-
(k)	Roweena	4,202	-
(l)	Star Bakery	1,30,000	-
(m)	Purplebay Home Decors Pvt Ltd	76,933	-
	<u>Security Deposits :</u>		
(a)	Electricity Deposit	6,96,447	6,96,447
(b)	Gas Deposit	20,350	20,350
(c)	Water Deposit	1,02,600	1,02,600
	Total	24,10,552	23,51,137

NEHRU ARTS AND SCIENCE COLLEGE, COIMBATORE
SCHEDULES ANNEXED TO INCOME AND EXPENDITURE ACCOUNT

Particulars		Year ended	
		31.03.2021	31.03.2020
		₹	₹
<u>Schedule - 9</u>			
<u>EMPLOYEES BENEFITS</u>			
(a)	Salary	3,62,57,678	6,00,98,157
(b)	EPF	14,19,328	15,44,607
(c)	ESIC	4,66,645	5,61,137
(d)	Gratuity	5,22,660	-
(e)	Staff Welfare Expenses	46,133	1,06,936
	Total	3,87,12,444	6,23,10,837
<u>Schedule - 10</u>			
<u>STUDENTS WELFARE EXPENSES</u>			
(a)	Awards and Prizes	17,522	19,52,837
(b)	Celebration Expenses	5,20,401	25,47,835
(c)	Placement Expenses	17,97,969	27,35,391
(d)	Seminar Expenses	3,12,368	7,63,528
(e)	Sports Expenses	17,000	2,20,713
(f)	Students Transportation Charges	6,96,292	2,06,52,566
(g)	Student Welfare	2,11,485	10,60,157
(h)	Hostel Expenses	7,96,433	57,75,662
(i)	Nehru Vigyan Scholarship	40,16,000	79,53,450
	Total	83,85,470	4,36,62,139
<u>Schedule - 11</u>			
<u>REPAIRS & MAINTENANCE</u>			
(a)	Building Maintenance	2,02,101	19,80,672
(b)	House Keeping	12,13,001	18,54,775
(c)	Computer Maintenance	58,525	1,66,689
(d)	Garden Maintenance	3,06,057	4,96,923
(e)	Generator Maintenance	4,25,049	2,90,097
(f)	Repairs & Maintenance	27,63,717	30,78,905
(g)	Vehicle Maintenance	95,002	80,596
	Total	50,63,452	79,48,657
<u>Schedule - 12</u>			
<u>COMMUNICATION EXPENSES</u>			
(a)	Postage & Telephone	4,894	1,01,646
(b)	Internet Charges	1,39,460	5,59,531
	Total	1,44,354	6,61,177

NEHRU ARTS AND SCIENCE COLLEGE, COIMBATORE
BALANCE SHEET

Particulars	Schedule	As at	
		31.03.2022	31.03.2021
1 SOURCE OF FUNDS			
[1] CAPITAL			
(a) Capital	1	1,08,75,96,519	98,26,13,400
[2] LOAN			
(a) Secured Loan	2	3,35,926	8,71,188
[3] CURRENT LIABILITIES			
(a) Sundry Creditors	3	44,20,954	16,52,005
(b) Other Liabilities	4	71,22,419	85,93,414
		1,15,43,373	1,02,45,419
Total		1,09,94,75,818	99,37,30,007
2 APPLICATION OF FUNDS			
[1] FIXED ASSETS	5	11,93,04,067	12,54,75,919
[2] TRUST ACCOUNT		88,12,77,333	80,55,98,842
[3] CURRENT ASSETS			
(a) Sundry Debtors	6	9,11,81,478	2,74,05,355
(b) Cash & Bank Balances	7	55,56,532	3,28,39,340
(c) Deposits, Loans and Advances	8	21,56,409	24,10,552
		9,88,94,419	6,26,55,246
Total		1,09,94,75,818	99,37,30,007

As per our report of even date annexed
For Bindu Suresh Kumar & Associates
Chartered Accountants

E. Sureshkumar
Partner M.No: 055395



For and on behalf of the Trust

Managing Trustee

Place : Coimbatore
Date: 18.08.2022

Trustee

NEHRU ARTS AND SCIENCE COLLEGE, COIMBATORE
INCOME & EXPENDITURE ACCOUNT

Particulars	Schedule	Year ended	
		31.03.2022	31.03.2021
INCOME			
(a) Fees Received		21,10,07,481	11,45,13,591
(b) Hostel fees		90,82,490	20,40,025
(c) Bus Fees		21,70,321	4,62,410
(d) Interest Received		6,82,060	8,05,600
(e) Miscellaneous Income		2,02,538	2,30,617
A Total Income (a to e)		22,31,44,891	11,80,52,242
EXPENSES			
(a) Employees Benefits	9	5,83,98,926	3,87,12,444
(b) Students Welfare	10	2,04,98,134	83,85,470
(c) Advertisement		6,85,500	13,97,268
(d) Repairs & Maintenance	11	88,55,892	50,63,452
(e) Printing and Stationery		10,87,804	4,93,507
(f) Power and Fuel		32,33,722	32,57,068
(g) Approval and Affiliation Fees		24,58,139	29,15,620
(h) Communication Expenses	12	2,36,112	1,44,354
(i) Subscription and Periodicals		4,46,902	81,410
(j) General Expenses	13	75,53,229	62,31,412
(k) Interest and Bank Charges	14	84,651	1,94,869
(l) Depreciation		1,46,22,761	1,59,04,966
B Total Expenditure (a to l)		11,81,61,772	8,27,81,839
EXCESS OF INCOME OVER EXPENDITURE (A-B)		10,49,83,119	3,52,70,403

As per our report of even date annexed
For Bindu Suresh Kumar & Associates
Chartered Accountants

E.Sureshkumar
Partner M.No: 055395



For and on behalf of the Trust






Managing Trustee


Trustee

Place : Coimbatore
Date: 18.08.2022

NEHRU COLLEGE OF ARTS AND SCIENCE

STATEMENT OF RECEIPT AND PAYMENTS FOR THE YEAR ENDED 31.03.2022

S NO	RECEIPT	AMOUNT	AMOUNT	PAYMENTS	AMOUNT	AMOUNT
	Cash in hand	20,79,439.00				
	Cash at bank	3,07,59,901.00	3,28,39,340.00			
	REVENUE RECEIPT			REVENUE PAYMENTS		
	To Hospital Income	-		by Employee Benefits	5,76,85,910.00	
	To Fees Received	14,72,31,358.00		by Students Welfare	1,92,79,509.00	
	To other income	1,14,55,349.00		by Advertisement	4,66,268.00	
	To Interest received	6,82,060.00	15,93,68,767.00	by maintenance charges	87,26,853.00	
				by Printing and stationery	11,18,576.00	
				by Power and fuel	31,85,888.00	
				by Application and affiliation	24,58,139.00	
				by Communication expense	2,36,112.00	
				by General Expenses	74,87,574.00	
				by Subscription and periodicals	4,46,902.00	
				by Interest and Bank Charges	84,651.00	10,11,76,382.00
	CAPITAL RECEIPT			CAPITAL PAYMENTS		
	To sale of fixed asset	-		by fixed assets	72,83,737.00	
	To Working Capital Loan Availed	-		by repayment of Term Loan	5,35,262.00	
				by Refundable Advance	-2,54,143.00	
				by repayment of retention	-	
				by Deposits for Special purpose	-	75,64,856.00
				by Balance b/d		
	To Refundable deposit	-22,31,846.00		Cash in hand	67,620.00	
	To interest on specific fund investment	-	-22,31,846.00	Cash at bank	54,88,912.00	55,56,532.00
	To balance c/d					
	TRUST ACCOUNT		-7,56,78,491.00			
			11,42,97,770.00			11,42,97,770.00
As per our report of even date annexed			For and on behalf of the Trust			
For Bindu Sureshkumar and Associates						
 						
E Sureshkumar, Partner, M.No: 055395			Managing Trustee		Trustee	
Place- Coimbatore			Date: 18.08.2022			

NEHRU ARTS AND SCIENCE COLLEGE, COIMBATORE
SCHEDULES ANNEXED TO BALANCE SHEET

Particulars		As at	
		31.03.2022	31.03.2021
<u>Schedule - 1</u>			
<u>CAPITAL</u>			
(a)	Opening Balance	98,26,13,400	94,73,42,997
	Add : Excess of Income over Expenditure	10,49,83,119	3,52,70,403
	Total	1,08,75,96,519	98,26,13,400
<u>Schedule - 2</u>			
<u>SECURED LOAN</u>			
(a)	Sundaram Finance Ltd - Bus 3		-
(b)	Sundaram Finance Limited - Car	3,35,926	8,71,188
	Total	3,35,926	8,71,188
<u>Schedule - 3</u>			
<u>SUNDRY CREDITORS</u>			
(a)	Genuine Audio Systems	21,780	8,932
(b)	Bio Line Laboratory	-	3,600
(c)	Amba Hardwares	1,22,397	46,504
(d)	Micro Craft Technologies	12,557	69,293
(e)	Amman Fabs & Structures	-	11,125
(f)	Be Positive Institute for Skilling Pvt Ltd	-	1,520
(g)	Gents Tailoring House	-	22,852
(h)	Skywalk Media	2,30,942	11,710
(i)	Sri Vinayaka Catering Service	-	25,775
(j)	Taste of India	-	20,000
(k)	VPS Enterprises	69,728	1,23,609
(l)	Dennis Stores	-	19,673
(m)	Shankar Timber Mart	-	12,178
(n)	Accent Technosoft Pvt Ltd	13,400	13,400
(o)	Biozone Research Technologies	53,900	53,900
(p)	Dream Zone	30,800	30,800
(q)	Eltac Services	6,611	6,611
(r)	Hypogene Technologies	4,440	4,440
(s)	K2B Academy	8,640	8,640
(t)	Bethezztha Educational Consultancy	-	18,500
(u)	Graphic Solutions	-	61,773
(v)	Profiles Educational Consultancy	1,40,400	88,800
(w)	Remani Interiors	-	1,27,011
(x)	R.S.Agencies	-	13,570
(y)	Sattvaq It Solutions	-	2,18,809
(z)	Swathi Enterprises	-	6,002
(aa)	Udaya BG Securities P Ltd	1,76,551	1,68,998
(ab)	Visanthi & Co	-	2,21,236
(ac)	Jayakumar M	-	20,000
(ad)	LL Fast Sports	-	41,445
(ae)	M.N Praveen	-	36,200
(af)	RVS Engineers	-	94,328

NEHRU ARTS AND SCIENCE COLLEGE, COIMBATORE
SCHEDULES ANNEXED TO BALANCE SHEET

Particulars		As at	
		31.03.2022	31.03.2021
(ag)	Universal Tele System	-	16,500
(ah)	Vijay Gas Service	-	24,271
(ai)	AXN Infotech	33,022	-
(aj)	Battery Zone Enterprises Pvt Ltd	12,04,500	-
(ak)	Creative People	43,796	-
(al)	Devi Singh Meena	22,770	-
(am)	Dharani Stationery Distributors	23,109	-
(an)	Electro Controls	25,260	-
(ao)	Elevate - Harish	18,000	-
(ap)	Gateway Software Solutions	77,760	-
(aq)	MM Auto Agency	57,000	-
(ar)	M Sathish Kumar-Spicy Village	7,053	-
(as)	Paras Ceramics	45,919	-
(at)	R.R. Electricals	22,155	-
(au)	Sangagiri Auto Diesel Works	15,601	-
(av)	Sankaranarayanan.K.B	27,000	-
(aw)	Seedz	41,438	-
(ax)	Select Retreading Pvt.Ltd	27,949	-
(ay)	Select Tyres	1,03,200	-
(az)	Sri Angalamman Catering Service	2,12,800	-
(ba)	Sri Krishna Enterprises	2,376	-
(bb)	Sri Vijay Steel Industries	2,56,579	-
(bc)	Techno Cold	5,841	-
(bd)	ZoloStays Propoerty Solutions Private Limited	12,55,680	-
	Total	44,20,954	16,52,005
Schedule - 4			
OTHER LIABILITIES			
(a)	Salary Payable	45,25,250	37,96,776
(b)	Electricity Payable	3,83,833	3,35,999
(c)	ESI Payable	38,318	43,809
(d)	EPF Payable	2,04,745	2,14,712
(e)	TDS Payable	13,000	80,000
(f)	Retention Payable	11,23,801	9,84,760
(g)	Principal A/c	5,56,324	24,49,256
(h)	Scholarship Payable	1,83,750	4,88,550
(i)	Expenses Payable	-	9,037
(j)	Booking Fees	-	29,500
(k)	Research and Development fund	93,398	1,01,016
(l)	Interest Payable	-	-
(m)	Canteen Deposit	-	60,000
	Total	71,22,419	85,93,414

NEHRU ARTS AND SCIENCE COLLEGE, COIMBATORE
SCHEDULES ANNEXED TO BALANCE SHEET

Particulars		As at	
		31.03.2022	31.03.2021
<u>Schedule - 5</u>			
<u>FIXED ASSETS</u>			
(a)	Gross Block	13,39,26,828	14,13,80,885
	Less : Depreciation	1,46,22,761	1,59,04,966
	Total	11,93,04,067	12,54,75,919
<u>Schedule - 6</u>			
<u>SUNDRY DEBTORS</u>			
(a)	Fees Receivable	9,11,81,478	2,74,05,355
	Total	9,11,81,478	2,74,05,355
<u>Schedule - 7</u>			
<u>CASH & BANK BALANCES</u>			
(a)	Cash in Hand	67,620	20,79,439
	<u>In Current Account</u>		
(b)	State Bank of India-146	-	-
(c)	Canara Bank -1758	22,60,546	42,60,488
(d)	Canara Bank -61	92,051	92,199
(e)	Canara Bank - 10992	5,56,324	5,42,689
(f)	Canara Bank - 19020	2,85,648	2,71,645
(g)	Indian Overseas Bank	-	86
(h)	Canara Bank -TMP DBT	1,03,591	1,08,347
	<u>In Savings Account</u>		
(i)	HDFC Bank 8139 A/c	11,24,121	1,54,31,228
(j)	Canara Bank TMP- Samagamam	10,66,630	-
	<u>In Fixed Deposits Account</u>		
(k)	Fixed Deposit- Canara Bank (Endowment Deposit)	-	53,219
(l)	Fixed Deposit with Canara Bank	-	1,00,00,000
	Total	55,56,532	3,28,39,340

NEHRU ARTS AND SCIENCE COLLEGE, COIMBATORE.

SCHEDULE - 5 - FIXED ASSETS FOR THE YEAR ENDED 31.03.2022

SL NO	PARTICULARS	WDV AS ON 01.04.2021	ADDITIONS		DELETION	TOTAL	RATE	DEPRECIATION		TOTAL	WDV AS ON 31.03.2022
			UP TO 3RD OCT	AFTER 3RD OCT				UP TO 3RD OCT	AFTER 3RD OCT		
1	LAND	7,20,647	-	-	-	7,20,647	-	-	-	-	7,20,647
2	BUILDING - ACADEMIC BLOCK I	22,42,661	-	-	-	22,42,661	10%	2,24,266	-	2,24,266	20,18,395
3	BUILDING - ACADEMIC BLOCK II	2,23,11,060	-	-	-	2,23,11,060	10%	22,31,106	-	22,31,106	2,00,79,954
4	BUILDING - ACADEMIC BLOCK III	3,57,65,833	-	-	-	3,57,65,833	10%	35,76,583	-	35,76,583	3,21,89,250
5	BUILDING - AUDITORIUM	20,22,457	-	-	-	20,22,457	10%	2,02,246	-	2,02,246	18,20,211
6	BUILDING - LIBRARY BLOCK	1,00,08,509	-	-	-	1,00,08,509	10%	10,00,851	-	10,00,851	90,07,658
7	BUILDING HERBAL GARDEN	5,66,758	-	-	-	5,66,758	10%	56,676	-	56,676	5,10,082
8	AIR CONDITIONER	10,32,568	31,500	-	-	10,64,068	10%	1,06,407	-	1,06,407	9,57,661
9	BILLIARD TABLE	13,715	-	-	-	13,715	10%	1,372	-	1,372	12,343
10	CAMERA	8,52,219	-	9,95,990	-	18,48,209	10%	85,222	49,800	1,35,022	17,13,187
11	CCTV CAMERA	5,50,318	57,000	1,76,776	-	7,84,094	10%	60,732	8,839	69,571	7,14,523
12	ELECTRICALS EQUIPMENTS	20,14,060	-	1,59,300	-	21,73,360	10%	2,01,406	7,965	2,09,371	19,63,989
13	ELECTRICAL FITTINGS	31,24,454	-	-	-	31,24,454	10%	3,12,445	-	3,12,445	28,12,009
14	EPABX	1,03,792	-	-	-	1,03,792	10%	10,379	-	10,379	93,413
15	FAX MACHINE	-	17,100	-	-	17,100	10%	1,710	-	1,710	15,390
16	FIRE EXTNGUISHER	1,81,228	-	-	-	1,81,228	10%	18,123	-	18,123	1,63,105
17	FRIDGE	93,554	-	-	-	93,554	10%	9,355	-	9,355	84,199
18	FURNITURE	1,11,62,038	-	5,82,423	-	1,17,44,461	10%	11,16,204	29,121	11,45,325	1,05,99,136
19	GAS FITTINGS	10,304	-	-	-	10,304	10%	1,030	-	1,030	9,274
20	KITCHEN EQUIPMENTS	6,11,264	3,05,714	1,73,882	-	10,90,860	10%	91,698	8,694	1,00,392	9,90,468
21	LAB EQUIPMENTS	57,54,211	25,17,495	-	-	82,71,706	10%	8,27,171	-	8,27,171	74,44,535

22	LIBRARY BOOKS	28,17,018	17,835	1,59,703	-	29,94,556	10%	2,83,485	7,985	2,91,470	27,03,086
23	OFFICE EQUIPMENTS	2,55,737	-	49,894	-	3,05,631	10%	25,574	2,495	28,069	2,77,562
24	OHP	28,91,256	-	-	-	28,91,256	10%	2,89,126	-	2,89,126	26,02,130
25	RESEARCH - LAB	11,09,002	-	-	-	11,09,002	10%	1,10,900	-	1,10,900	9,98,102
26	SOLAR STREET LIGHT	87,637	-	-	-	87,637	10%	8,764	-	8,764	78,873
27	SOLAR WATER HEATER	-	-	1,29,000	-	1,29,000	10%	-	6,450	6,450	1,22,550
28	SPORTS	14,51,651	-	56,700	-	15,08,351	10%	1,45,165	2,835	1,48,000	13,60,351
29	TELEVISION	21,638	-	-	-	21,638	10%	2,164	-	2,164	19,474
30	VIDEO CONFERENCE	75,063	-	-	-	75,063	10%	7,506	-	7,506	67,557
31	WATER PURIFIER	5,68,987	-	-	-	5,68,987	10%	56,899	-	56,899	5,12,088
32	XEROX MACHINE	2,62,829.00	-	-	-	2,62,829	10%	26,283	-	26,283	2,36,546
	TOTAL [A]	10,86,82,468	29,46,644	24,83,668	-	11,41,12,780	-	1,10,90,848	1,24,184	1,12,15,032	10,28,97,748
33	COLLEGE BUS	1,06,90,222	-	-	-	1,06,90,222	15%	16,03,533	-	16,03,533	90,86,689
34	GENERATOR	1,74,937	-	-	-	1,74,937	15%	26,241	-	26,241	1,48,696
35	MACHINERY & TOOLS	89,833	-	-	-	89,833	15%	13,475	-	13,475	76,358
36	MOTOR CAR	27,09,123	-	-	-	27,09,123	15%	4,06,368	-	4,06,368	23,02,755
37	PRINTER	1,59,636	-	79,796	-	2,39,432	15%	23,945	5,985	29,930	2,09,502
38	SEWING LOCKSTITCH MACH	66,745	-	-	-	66,745	15%	10,012	-	10,012	56,733
39	TWO WHEELER	77,319	-	-	-	77,319	15%	11,598	-	11,598	65,721
40	UPS	7,47,181	2,14,701	17,14,500	-	26,76,382	15%	1,44,282	1,28,588	2,72,870	24,03,512
	TOTAL [B]	1,47,14,996	2,14,701	17,94,296	-	1,67,23,993	-	22,39,454	1,34,573	23,74,027	1,43,49,966
41	COMPUTER	20,78,455	-	10,11,600	-	30,90,055	40%	8,31,382	2,02,320	10,33,702	20,56,353
	TOTAL [C]	20,78,455	-	10,11,600	-	30,90,055	-	8,31,382	2,02,320	10,33,702	20,56,353
	GRAND TOTAL [A+B+C+D]	12,54,75,919	31,61,345	52,89,564	-	13,39,26,828	-	1,41,61,684	4,61,077	1,46,22,761	11,93,04,067

NEHRU ARTS AND SCIENCE COLLEGE, COIMBATORE
SCHEDULES ANNEXED TO INCOME AND EXPENDITURE ACCOUNT

Particulars		Year ended	
		31.03.2022	31.03.2021
<u>Schedule - 9</u>			
<u>EMPLOYEES BENEFITS</u>			
(a)	Salary	5,53,50,539	3,62,57,678
(b)	EPF	13,38,920	14,19,328
(c)	ESIC	3,98,030	4,66,645
(d)	Gratuity	8,52,800	5,22,660
(e)	Staff Welfare Expenses	4,58,637	46,133
Total		5,83,98,926	3,87,12,444
<u>Schedule - 10</u>			
<u>STUDENTS WELFARE EXPENSES</u>			
(a)	Awards and Prizes	6,61,155	17,522
(b)	Celebration Expenses	6,93,761	5,20,401
(c)	Placement Expenses	18,68,653	17,97,969
(d)	Seminar Expenses	3,96,145	3,12,368
(e)	Sports Expenses	1,59,951	17,000
(f)	Students Transportation	35,46,625	6,96,292
(g)	Student Welfare	87,097	2,11,485
(h)	Hostel Expenses	45,95,232	7,96,433
(i)	Student Insurance	3,47,875	-
(j)	Nehru Vigyan Scholarship	81,41,640	40,16,000
Total		2,04,98,134	83,85,470
<u>Schedule - 11</u>			
<u>REPAIRS & MAINTENANCE</u>			
(a)	Building Maintenance	19,01,502	2,02,101
(b)	House Keeping	16,02,668	12,13,001
(c)	Computer Maintenance	1,64,327	58,525
(d)	Garden Maintenance	6,03,982	3,06,057
(e)	Generator Maintenance	4,76,354	4,25,049
(f)	Repairs & Maintenance	29,20,198	27,63,717
(g)	Electrical Maintenance	3,07,051	-
(h)	Vehicle Maintenance	8,79,810	95,002
Total		88,55,892	50,63,452
<u>Schedule - 12</u>			
<u>COMMUNICATION EXPENSES</u>			
(a)	Postage & Telephone	30,792	4,894
(b)	Internet Charges	2,05,320	1,39,460
Total		2,36,112	1,44,354

