

NEHRU ARTS AND SCIENCE COLLEGE, COIMBATORE
BALANCE SHEET

Particulars	Schedule	As at	
		31.03.2022	31.03.2021
1 SOURCE OF FUNDS			
[1] CAPITAL			
(a) Capital	1	1,08,75,96,519	98,26,13,400
[2] LOAN			
(a) Secured Loan	2	3,35,926	8,71,188
[3] CURRENT LIABILITIES			
(a) Sundry Creditors	3	44,20,954	16,52,005
(b) Other Liabilities	4	71,22,419	85,93,414
		1,15,43,373	1,02,45,419
Total		1,09,94,75,818	99,37,30,007
2 APPLICATION OF FUNDS			
[1] FIXED ASSETS	5	11,93,04,067	12,54,75,919
[2] TRUST ACCOUNT		88,12,77,333	80,55,98,842
[3] CURRENT ASSETS			
(a) Sundry Debtors	6	9,11,81,478	2,74,05,355
(b) Cash & Bank Balances	7	55,56,532	3,28,39,340
(c) Deposits, Loans and Advances	8	21,56,409	24,10,552
		9,88,94,419	6,26,55,246
Total		1,09,94,75,818	99,37,30,007

As per our report of even date annexed
For Bindu Suresh Kumar & Associates
Chartered Accountants

E. Sureshkumar
Partner M.No: 055395



For and on behalf of the Trust

Managing Trustee

Place : Coimbatore
Date: 18.08.2022

Trustee

NEHRU ARTS AND SCIENCE COLLEGE, COIMBATORE
INCOME & EXPENDITURE ACCOUNT

Particulars	Schedule	Year ended	
		31.03.2022	31.03.2021
INCOME			
(a) Fees Received		21,10,07,481	11,45,13,591
(b) Hostel fees		90,82,490	20,40,025
(c) Bus Fees		21,70,321	4,62,410
(d) Interest Received		6,82,060	8,05,600
(e) Miscellaneous Income		2,02,538	2,30,617
A Total Income (a to e)		22,31,44,891	11,80,52,242
EXPENSES			
(a) Employees Benefits	9	5,83,98,926	3,87,12,444
(b) Students Welfare	10	2,04,98,134	83,85,470
(c) Advertisement		6,85,500	13,97,268
(d) Repairs & Maintenance	11	88,55,892	50,63,452
(e) Printing and Stationery		10,87,804	4,93,507
(f) Power and Fuel		32,33,722	32,57,068
(g) Approval and Affiliation Fees		24,58,139	29,15,620
(h) Communication Expenses	12	2,36,112	1,44,354
(i) Subscription and Periodicals		4,46,902	81,410
(j) General Expenses	13	75,53,229	62,31,412
(k) Interest and Bank Charges	14	84,651	1,94,869
(l) Depreciation		1,46,22,761	1,59,04,966
B Total Expenditure (a to l)		11,81,61,772	8,27,81,839
EXCESS OF INCOME OVER EXPENDITURE (A-B)		10,49,83,119	3,52,70,403

As per our report of even date annexed
For Bindu Suresh Kumar & Associates
Chartered Accountants

E.Sureshkumar
Partner M.No: 055395







For and on behalf of the Trust


Managing Trustee


Trustee

Place : Coimbatore
Date: 18.08.2022

NEHRU COLLEGE OF ARTS AND SCIENCE						
STATEMENT OF RECEIPT AND PAYMENTS FOR THE YEAR ENDED 31.03.2022						
S NO	RECEIPT	AMOUNT	AMOUNT	PAYMENTS	AMOUNT	AMOUNT
	Cash in hand	20,79,439.00				
	Cash at bank	3,07,59,901.00	3,28,39,340.00			
	REVENUE RECEIPT			REVENUE PAYMENTS		
	To Hospital Income	-		by Employee Benefits	5,76,85,910.00	
	To Fees Received	14,72,31,358.00		by Students Welfare	1,92,79,509.00	
	To other income	1,14,55,349.00		by Advertisement	4,66,268.00	
	To Interest received	6,82,060.00	15,93,68,767.00	by maintenance charges	87,26,853.00	
				by Printing and stationery	11,18,576.00	
				by Power and fuel	31,85,888.00	
				by Application and affiliation	24,58,139.00	
				by Communication expense	2,36,112.00	
				by General Expenses	74,87,574.00	
				by Subscription and periodicals	4,46,902.00	
				by Interest and Bank Charges	84,651.00	10,11,76,382.00
	CAPITAL RECEIPT			CAPITAL PAYMENTS		
	To sale of fixed asset	-		by fixed assets	72,83,737.00	
	To Working Capital Loan Availed	-		by repayment of Term Loan	5,35,262.00	
				by Refundable Advance	-2,54,143.00	
				by repayment of retention	-	
				by Deposits for Special purpose	-	75,64,856.00
				by Balance b/d		
	To Refundable deposit	-22,31,846.00		Cash in hand	67,620.00	
	To interest on specific fund investment	-	-22,31,846.00	Cash at bank	54,88,912.00	55,56,532.00
	To balance c/d					
	TRUST ACCOUNT		-7,56,78,491.00			
			11,42,97,770.00			11,42,97,770.00
As per our report of even date annexed			For and on behalf of the Trust			
For Bindu Sureshkumar and Associates						
 						
E Sureshkumar, Partner, M.No: 055395			Managing Trustee		Trustee	
Place- Coimbatore			Date: 18.08.2022			

NEHRU ARTS AND SCIENCE COLLEGE, COIMBATORE
SCHEDULES ANNEXED TO BALANCE SHEET

Particulars		As at	
		31.03.2022	31.03.2021
<u>Schedule - 1</u>			
<u>CAPITAL</u>			
(a)	Opening Balance	98,26,13,400	94,73,42,997
	Add : Excess of Income over Expenditure	10,49,83,119	3,52,70,403
	Total	1,08,75,96,519	98,26,13,400
<u>Schedule - 2</u>			
<u>SECURED LOAN</u>			
(a)	Sundaram Finance Ltd - Bus 3		-
(b)	Sundaram Finance Limited - Car	3,35,926	8,71,188
	Total	3,35,926	8,71,188
<u>Schedule - 3</u>			
<u>SUNDRY CREDITORS</u>			
(a)	Genuine Audio Systems	21,780	8,932
(b)	Bio Line Laboratory	-	3,600
(c)	Amba Hardwares	1,22,397	46,504
(d)	Micro Craft Technologies	12,557	69,293
(e)	Amman Fabs & Structures	-	11,125
(f)	Be Positive Institute for Skilling Pvt Ltd	-	1,520
(g)	Gents Tailoring House	-	22,852
(h)	Skywalk Media	2,30,942	11,710
(i)	Sri Vinayaka Catering Service	-	25,775
(j)	Taste of India	-	20,000
(k)	VPS Enterprises	69,728	1,23,609
(l)	Dennis Stores	-	19,673
(m)	Shankar Timber Mart	-	12,178
(n)	Accent Technosoft Pvt Ltd	13,400	13,400
(o)	Biozone Research Technologies	53,900	53,900
(p)	Dream Zone	30,800	30,800
(q)	Eltac Services	6,611	6,611
(r)	Hypogene Technologies	4,440	4,440
(s)	K2B Academy	8,640	8,640
(t)	Bethezztha Educational Consultancy	-	18,500
(u)	Graphic Solutions	-	61,773
(v)	Profiles Educational Consultancy	1,40,400	88,800
(w)	Remani Interiors	-	1,27,011
(x)	R.S.Agencies	-	13,570
(y)	Sattvaq It Solutions	-	2,18,809
(z)	Swathi Enterprises	-	6,002
(aa)	Udaya BG Securities P Ltd	1,76,551	1,68,998
(ab)	Visanthi & Co	-	2,21,236
(ac)	Jayakumar M	-	20,000
(ad)	LL Fast Sports	-	41,445
(ae)	M.N Praveen	-	36,200
(af)	RVS Engineers	-	94,328

NEHRU ARTS AND SCIENCE COLLEGE, COIMBATORE
SCHEDULES ANNEXED TO BALANCE SHEET

Particulars		As at	
		31.03.2022	31.03.2021
(ag)	Universal Tele System	-	16,500
(ah)	Vijay Gas Service	-	24,271
(ai)	AXN Infotech	33,022	-
(aj)	Battery Zone Enterprises Pvt Ltd	12,04,500	-
(ak)	Creative People	43,796	-
(al)	Devi Singh Meena	22,770	-
(am)	Dharani Stationery Distributors	23,109	-
(an)	Electro Controls	25,260	-
(ao)	Elevate - Harish	18,000	-
(ap)	Gateway Software Solutions	77,760	-
(aq)	MM Auto Agency	57,000	-
(ar)	M Sathish Kumar-Spicy Village	7,053	-
(as)	Paras Ceramics	45,919	-
(at)	R.R. Electricals	22,155	-
(au)	Sangagiri Auto Diesel Works	15,601	-
(av)	Sankaranarayanan.K.B	27,000	-
(aw)	Seedz	41,438	-
(ax)	Select Retreading Pvt.Ltd	27,949	-
(ay)	Select Tyres	1,03,200	-
(az)	Sri Angalamman Catering Service	2,12,800	-
(ba)	Sri Krishna Enterprises	2,376	-
(bb)	Sri Vijay Steel Industries	2,56,579	-
(bc)	Techno Cold	5,841	-
(bd)	ZoloStays Propoerty Solutions Private Limited	12,55,680	-
	Total	44,20,954	16,52,005
Schedule - 4			
OTHER LIABILITIES			
(a)	Salary Payable	45,25,250	37,96,776
(b)	Electricity Payable	3,83,833	3,35,999
(c)	ESI Payable	38,318	43,809
(d)	EPF Payable	2,04,745	2,14,712
(e)	TDS Payable	13,000	80,000
(f)	Retention Payable	11,23,801	9,84,760
(g)	Principal A/c	5,56,324	24,49,256
(h)	Scholarship Payable	1,83,750	4,88,550
(i)	Expenses Payable	-	9,037
(j)	Booking Fees	-	29,500
(k)	Research and Development fund	93,398	1,01,016
(l)	Interest Payable	-	-
(m)	Canteen Deposit	-	60,000
	Total	71,22,419	85,93,414

NEHRU ARTS AND SCIENCE COLLEGE, COIMBATORE
SCHEDULES ANNEXED TO BALANCE SHEET

Particulars		As at	
		31.03.2022	31.03.2021
<u>Schedule - 5</u>			
<u>FIXED ASSETS</u>			
(a)	Gross Block	13,39,26,828	14,13,80,885
	Less : Depreciation	1,46,22,761	1,59,04,966
	Total	11,93,04,067	12,54,75,919
<u>Schedule - 6</u>			
<u>SUNDRY DEBTORS</u>			
(a)	Fees Receivable	9,11,81,478	2,74,05,355
	Total	9,11,81,478	2,74,05,355
<u>Schedule - 7</u>			
<u>CASH & BANK BALANCES</u>			
(a)	Cash in Hand	67,620	20,79,439
<u>In Current Account</u>			
(b)	State Bank of India-146	-	-
(c)	Canara Bank -1758	22,60,546	42,60,488
(d)	Canara Bank -61	92,051	92,199
(e)	Canara Bank - 10992	5,56,324	5,42,689
(f)	Canara Bank - 19020	2,85,648	2,71,645
(g)	Indian Overseas Bank	-	86
(h)	Canara Bank -TMP DBT	1,03,591	1,08,347
<u>In Savings Account</u>			
(i)	HDFC Bank 8139 A/c	11,24,121	1,54,31,228
(j)	Canara Bank TMP- Samagamam	10,66,630	-
<u>In Fixed Deposits Account</u>			
(k)	Fixed Deposit- Canara Bank (Endowment Deposit)	-	53,219
(l)	Fixed Deposit with Canara Bank	-	1,00,00,000
	Total	55,56,532	3,28,39,340

NEHRU ARTS AND SCIENCE COLLEGE, COIMBATORE.
SCHEDULE - 5 - FIXED ASSETS FOR THE YEAR ENDED 31.03.2022

SL NO	PARTICULARS	WDV AS ON 01.04.2021	ADDITIONS		DELETION	TOTAL	RATE	DEPRECIATION		TOTAL	WDV AS ON 31.03.2022
			UP TO 3RD OCT	AFTER 3RD OCT				UP TO 3RD OCT	AFTER 3RD OCT		
1	LAND	7,20,647	-	-	-	7,20,647	-	-	-	-	7,20,647
2	BUILDING - ACADEMIC BLOCK I	22,42,661	-	-	-	22,42,661	10%	2,24,266	-	2,24,266	20,18,395
3	BUILDING - ACADEMIC BLOCK II	2,23,11,060	-	-	-	2,23,11,060	10%	22,31,106	-	22,31,106	2,00,79,954
4	BUILDING - ACADEMIC BLOCK III	3,57,65,833	-	-	-	3,57,65,833	10%	35,76,583	-	35,76,583	3,21,89,250
5	BUILDING - AUDITORIUM	20,22,457	-	-	-	20,22,457	10%	2,02,246	-	2,02,246	18,20,211
6	BUILDING - LIBRARY BLOCK	1,00,08,509	-	-	-	1,00,08,509	10%	10,00,851	-	10,00,851	90,07,658
7	BUILDING HERBAL GARDEN	5,66,758	-	-	-	5,66,758	10%	56,676	-	56,676	5,10,082
8	AIR CONDITIONER	10,32,568	31,500	-	-	10,64,068	10%	1,06,407	-	1,06,407	9,57,661
9	BILLIARD TABLE	13,715	-	-	-	13,715	10%	1,372	-	1,372	12,343
10	CAMERA	8,52,219	-	9,95,990	-	18,48,209	10%	85,222	49,800	1,35,022	17,13,187
11	CCTV CAMERA	5,50,318	57,000	1,76,776	-	7,84,094	10%	60,732	8,839	69,571	7,14,523
12	ELECTRICALS EQUIPMENTS	20,14,060	-	1,59,300	-	21,73,360	10%	2,01,406	7,965	2,09,371	19,63,989
13	ELECTRICAL FITTINGS	31,24,454	-	-	-	31,24,454	10%	3,12,445	-	3,12,445	28,12,009
14	EPABX	1,03,792	-	-	-	1,03,792	10%	10,379	-	10,379	93,413
15	FAX MACHINE	-	17,100	-	-	17,100	10%	1,710	-	1,710	15,390
16	FIRE EXTNGUISHER	1,81,228	-	-	-	1,81,228	10%	18,123	-	18,123	1,63,105
17	FRIDGE	93,554	-	-	-	93,554	10%	9,355	-	9,355	84,199
18	FURNITURE	1,11,62,038	-	5,82,423	-	1,17,44,461	10%	11,16,204	29,121	11,45,325	1,05,99,136
19	GAS FITTINGS	10,304	-	-	-	10,304	10%	1,030	-	1,030	9,274
20	KITCHEN EQUIPMENTS	6,11,264	3,05,714	1,73,882	-	10,90,860	10%	91,698	8,694	1,00,392	9,90,468
21	LAB EQUIPMENTS	57,54,211	25,17,495	-	-	82,71,706	10%	8,27,171	-	8,27,171	74,44,535

22	LIBRARY BOOKS	28,17,018	17,835	1,59,703	-	29,94,556	10%	2,83,485	7,985	2,91,470	27,03,086
23	OFFICE EQUIPMENTS	2,55,737	-	49,894	-	3,05,631	10%	25,574	2,495	28,069	2,77,562
24	OHP	28,91,256	-	-	-	28,91,256	10%	2,89,126	-	2,89,126	26,02,130
25	RESEARCH - LAB	11,09,002	-	-	-	11,09,002	10%	1,10,900	-	1,10,900	9,98,102
26	SOLAR STREET LIGHT	87,637	-	-	-	87,637	10%	8,764	-	8,764	78,873
27	SOLAR WATER HEATER	-	-	1,29,000	-	1,29,000	10%	-	6,450	6,450	1,22,550
28	SPORTS	14,51,651	-	56,700	-	15,08,351	10%	1,45,165	2,835	1,48,000	13,60,351
29	TELEVISION	21,638	-	-	-	21,638	10%	2,164	-	2,164	19,474
30	VIDEO CONFERENCE	75,063	-	-	-	75,063	10%	7,506	-	7,506	67,557
31	WATER PURIFIER	5,68,987	-	-	-	5,68,987	10%	56,899	-	56,899	5,12,088
32	XEROX MACHINE	2,62,829.00	-	-	-	2,62,829	10%	26,283	-	26,283	2,36,546
	TOTAL [A]	10,86,82,468	29,46,644	24,83,668	-	11,41,12,780	-	1,10,90,848	1,24,184	1,12,15,032	10,28,97,748
33	COLLEGE BUS	1,06,90,222	-	-	-	1,06,90,222	15%	16,03,533	-	16,03,533	90,86,689
34	GENERATOR	1,74,937	-	-	-	1,74,937	15%	26,241	-	26,241	1,48,696
35	MACHINERY & TOOLS	89,833	-	-	-	89,833	15%	13,475	-	13,475	76,358
36	MOTOR CAR	27,09,123	-	-	-	27,09,123	15%	4,06,368	-	4,06,368	23,02,755
37	PRINTER	1,59,636	-	79,796	-	2,39,432	15%	23,945	5,985	29,930	2,09,502
38	SEWING LOCKSTITCH MACH	66,745	-	-	-	66,745	15%	10,012	-	10,012	56,733
39	TWO WHEELER	77,319	-	-	-	77,319	15%	11,598	-	11,598	65,721
40	UPS	7,47,181	2,14,701	17,14,500	-	26,76,382	15%	1,44,282	1,28,588	2,72,870	24,03,512
	TOTAL [B]	1,47,14,996	2,14,701	17,94,296	-	1,67,23,993	-	22,39,454	1,34,573	23,74,027	1,43,49,966
41	COMPUTER	20,78,455	-	10,11,600	-	30,90,055	40%	8,31,382	2,02,320	10,33,702	20,56,353
	TOTAL [C]	20,78,455	-	10,11,600	-	30,90,055	-	8,31,382	2,02,320	10,33,702	20,56,353
	GRAND TOTAL [A+B+C+D]	12,54,75,919	31,61,345	52,89,564	-	13,39,26,828	-	1,41,61,684	4,61,077	1,46,22,761	11,93,04,067

NEHRU ARTS AND SCIENCE COLLEGE, COIMBATORE
SCHEDULES ANNEXED TO INCOME AND EXPENDITURE ACCOUNT

Particulars		Year ended	
		31.03.2022	31.03.2021
<u>Schedule - 9</u>			
<u>EMPLOYEES BENEFITS</u>			
(a)	Salary	5,53,50,539	3,62,57,678
(b)	EPF	13,38,920	14,19,328
(c)	ESIC	3,98,030	4,66,645
(d)	Gratuity	8,52,800	5,22,660
(e)	Staff Welfare Expenses	4,58,637	46,133
Total		5,83,98,926	3,87,12,444
<u>Schedule - 10</u>			
<u>STUDENTS WELFARE EXPENSES</u>			
(a)	Awards and Prizes	6,61,155	17,522
(b)	Celebration Expenses	6,93,761	5,20,401
(c)	Placement Expenses	18,68,653	17,97,969
(d)	Seminar Expenses	3,96,145	3,12,368
(e)	Sports Expenses	1,59,951	17,000
(f)	Students Transportation	35,46,625	6,96,292
(g)	Student Welfare	87,097	2,11,485
(h)	Hostel Expenses	45,95,232	7,96,433
(i)	Student Insurance	3,47,875	-
(j)	Nehru Vigyan Scholarship	81,41,640	40,16,000
Total		2,04,98,134	83,85,470
<u>Schedule - 11</u>			
<u>REPAIRS & MAINTENANCE</u>			
(a)	Building Maintenance	19,01,502	2,02,101
(b)	House Keeping	16,02,668	12,13,001
(c)	Computer Maintenance	1,64,327	58,525
(d)	Garden Maintenance	6,03,982	3,06,057
(e)	Generator Maintenance	4,76,354	4,25,049
(f)	Repairs & Maintenance	29,20,198	27,63,717
(g)	Electrical Maintenance	3,07,051	-
(h)	Vehicle Maintenance	8,79,810	95,002
Total		88,55,892	50,63,452
<u>Schedule - 12</u>			
<u>COMMUNICATION EXPENSES</u>			
(a)	Postage & Telephone	30,792	4,894
(b)	Internet Charges	2,05,320	1,39,460
Total		2,36,112	1,44,354

